

Corrections Division

January 28, 2009



Top Three Challenges

- Limited Resources
 - “Unfunded mandates and expectations”
 - Currently staffed
 - @ minimum necessary
 - Challenges recruiting and hiring

Top Three Challenges

- Increasing Costs
 - Services
 - Medical Costs
 - Food
 - Maintenance and Operation
 - Unexpected maintenance
 - Utilities

Top Three Challenges

- Meeting Jail Standards with dwindling resources
 - American Corrections Association Standards for Adult Local Detention Facilities
 - National Commission on Correctional Health Care (NCCHC)
 - Washington State Board of Pharmacy

Staffing

- Total FTEs – 113.5
 - 85 Corrections Officers
 - 7 Openings
 - 5% Unfilled = 4 Positions
- Two Lieutenants
- Nine (9) Corrections Sergeants
- 4½ FTE's of civilian employees
 - 0.5 FTE Open

Current Openings

- Seven (7) Correction Officer
 - 6 Male officers/1 Female officer
 - 1 remaining candidate, current list expires in February.
 - Applications for new hires closed January 16th.
 - Over 60 new applications received.
- One (1) Office Assistant $\frac{1}{2}$ FTE
 - No new candidates, applications for new Office Assistant closed January 16th.
 - Over 100 new applications received.

Intake Standards



KITSAP COUNTY SHERIFF

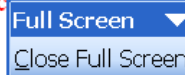
614 DIVISION ST., MS-37 • PORT ORCHARD, WASHINGTON 98366 • (360) 337-7101 • FAX 337-4923

Kitsap County Jail Intake Standards

Effective Date: July 1, 2007

THE JAIL WILL BOOK AND HOLD ON THE FOLLOWING

1. All felony crimes (warrants and PC arrests).
2. All drug charges: Delivery, manufacture, and possession with intent to deliver.
3. Any domestic violence or DV related crime, including FTA Warrants on any DV related crime (No contact order/protection order violations, DV Malicious Mischief, etc).
4. All new PC misdemeanor crimes against persons.
5. Any misdemeanor PC arrest for Vehicle Theft
6. Probation Violation warrants.
7. Contempt of court (Child support).
8. Bail bond surrenders on local cases only.
9. All pre and post sentenced DUI's and DWLS 1 – Habitual Traffic Offender.
10. Domestic violence related commitments (Felony and Misdemeanor).
11. Misdemeanor DUI warrants, DV Assault warrants, any warrant that states “MUST POST BAIL, and any person with a combination of three or more warrants out of any Kitsap County Court (includes district and municipal courts).
12. Out-of-county felony warrants.



TOTAL JAIL BEDS

Central	A – 39 B – 52 C – 52 D – 52	195 beds	
Dorm	A – 32 + 16 = 48 B – 32 + 16 = 48 C – 32 + 16 = 48 D – 32 + 16 = 48	128 beds + 64 floor	323 beds total (387 bed/floor)
South Pod	A – 8 B – 12 C – 12 D – 8		40 beds total
East Pod		58 beds	
West Pod		58 beds (unopened)	116 beds
<u>Jail Total</u>			479 Beds 587 bed/floor
Work Release Facility		56 beds	56 beds total

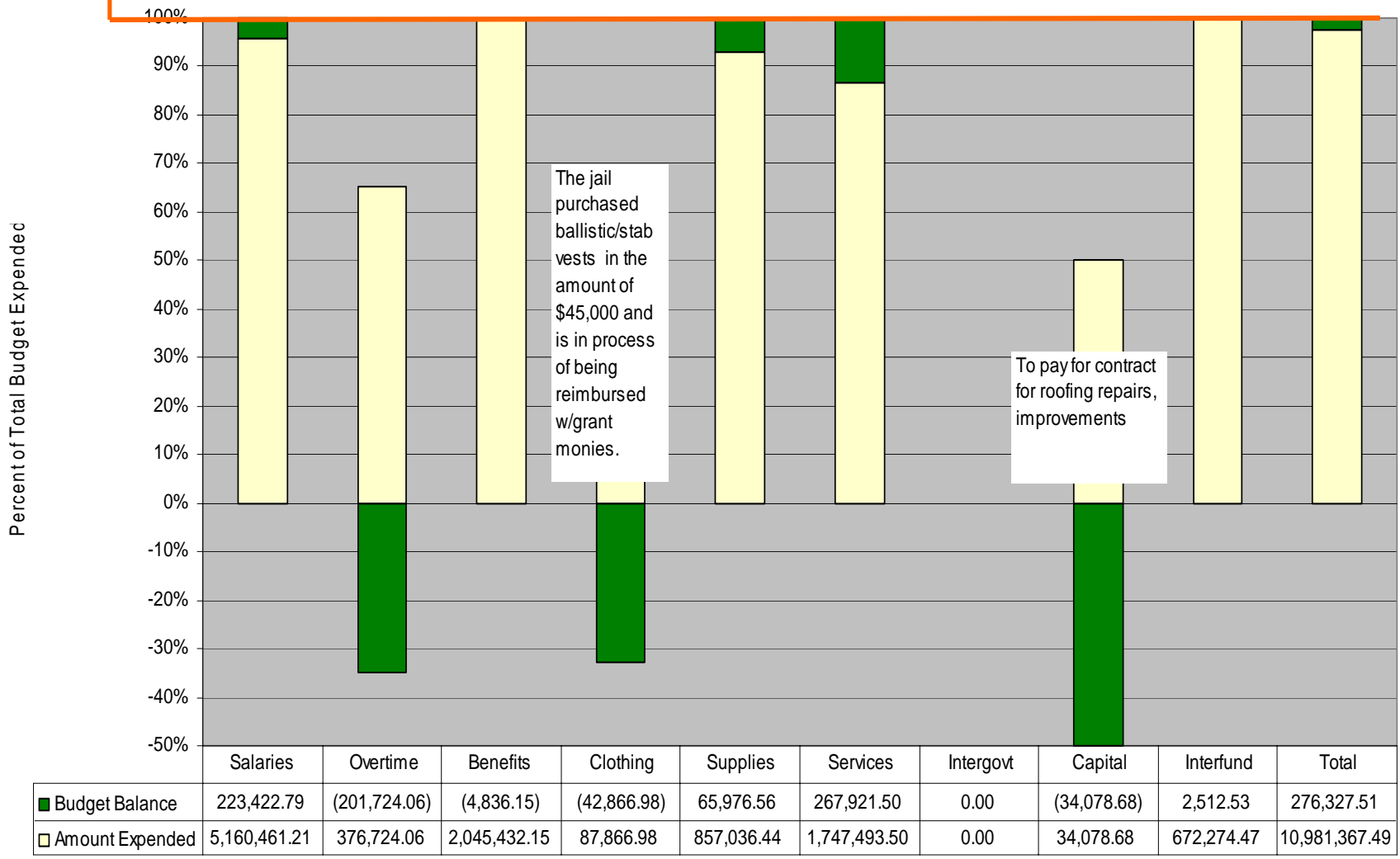
2008 Budget

2008 Budget

- Jail
 - \$11.9 Million (9411 and 9412)
- Community Service
 - \$51,000 (1301)
- Prisoner Commissary
 - \$211,000 (1351)
- Total Budget for Division
 - \$12.16 Million

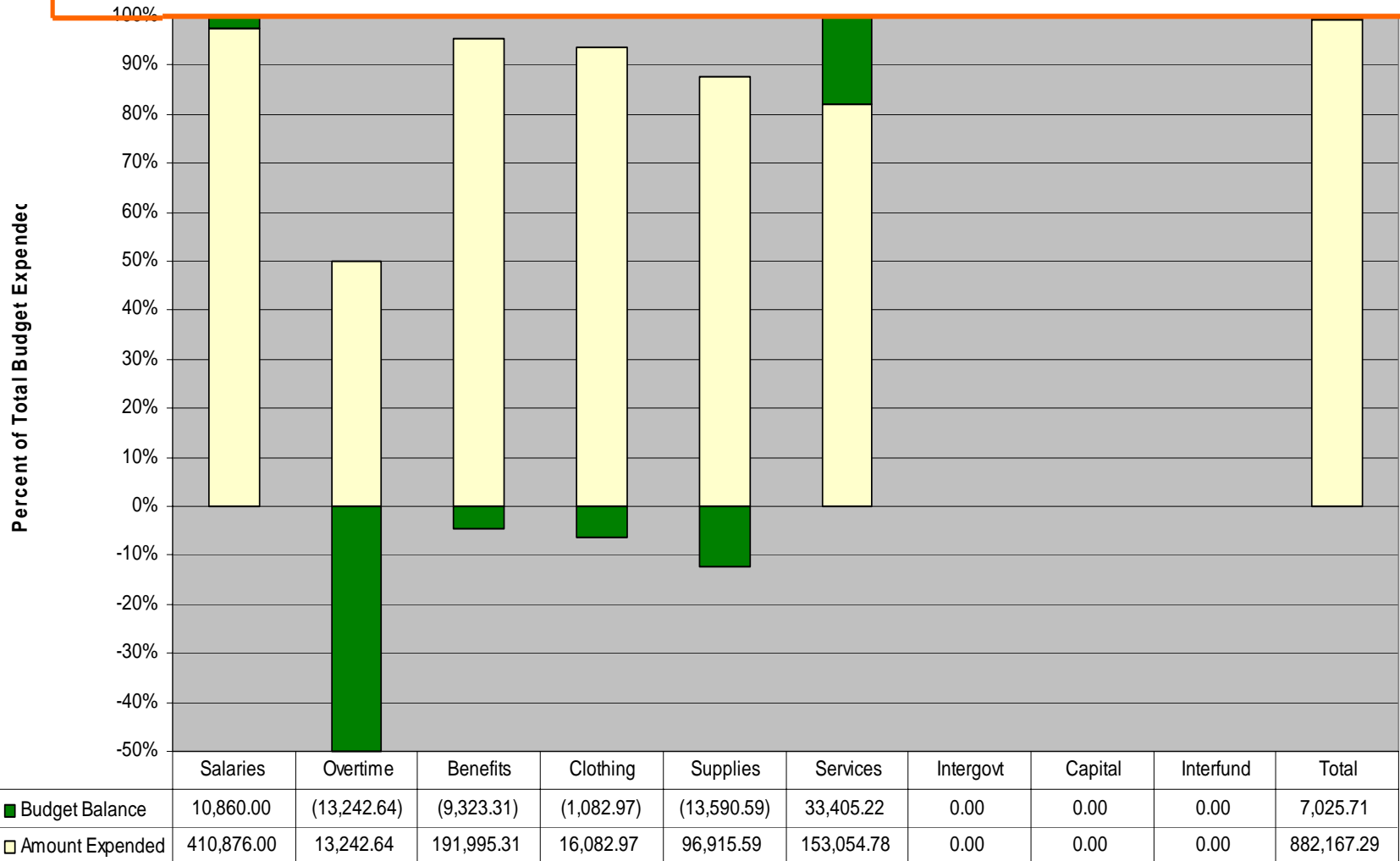
01/26/09
100%

Jail Budget Status



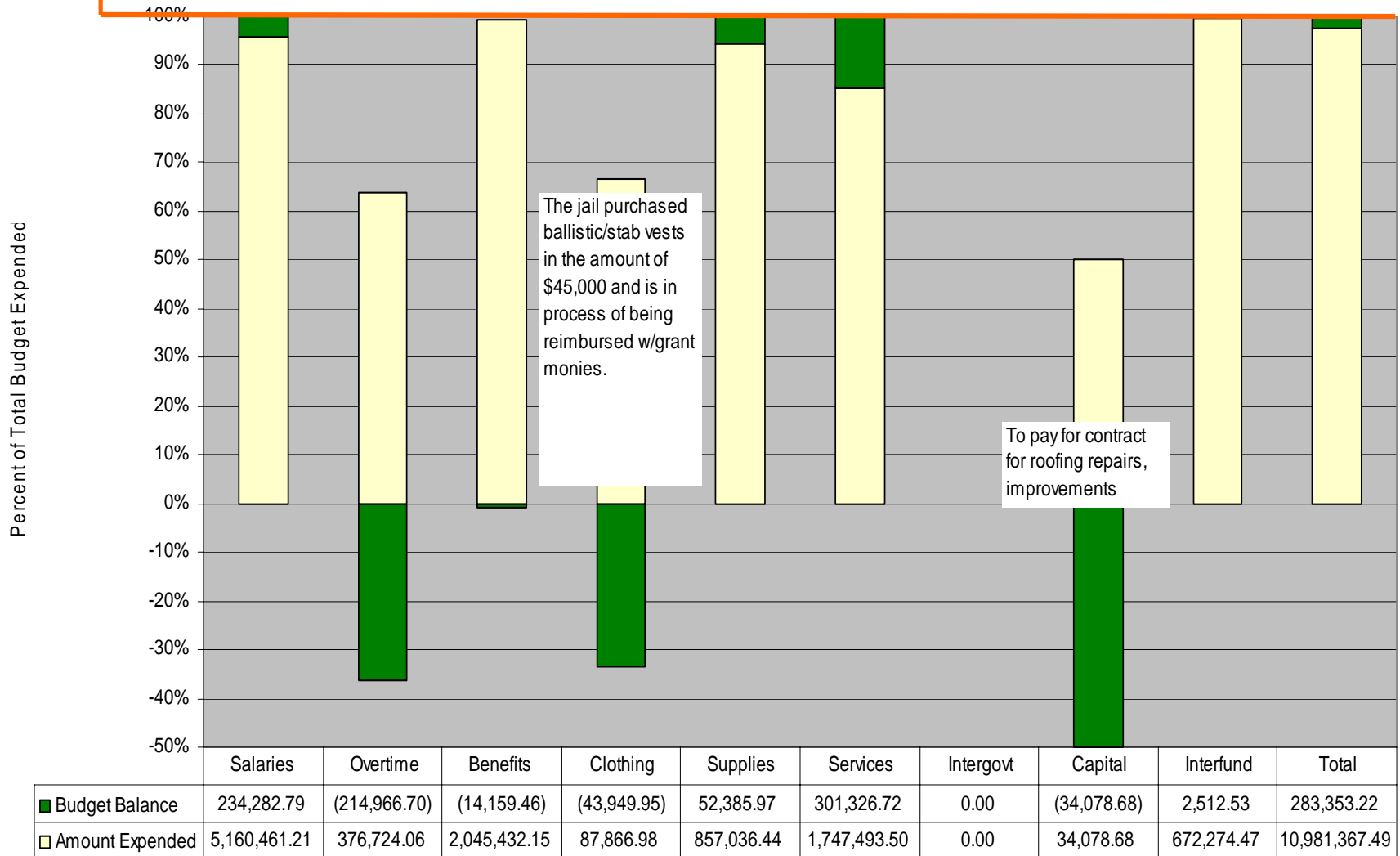
01/26/09
100%

Contract Services Status



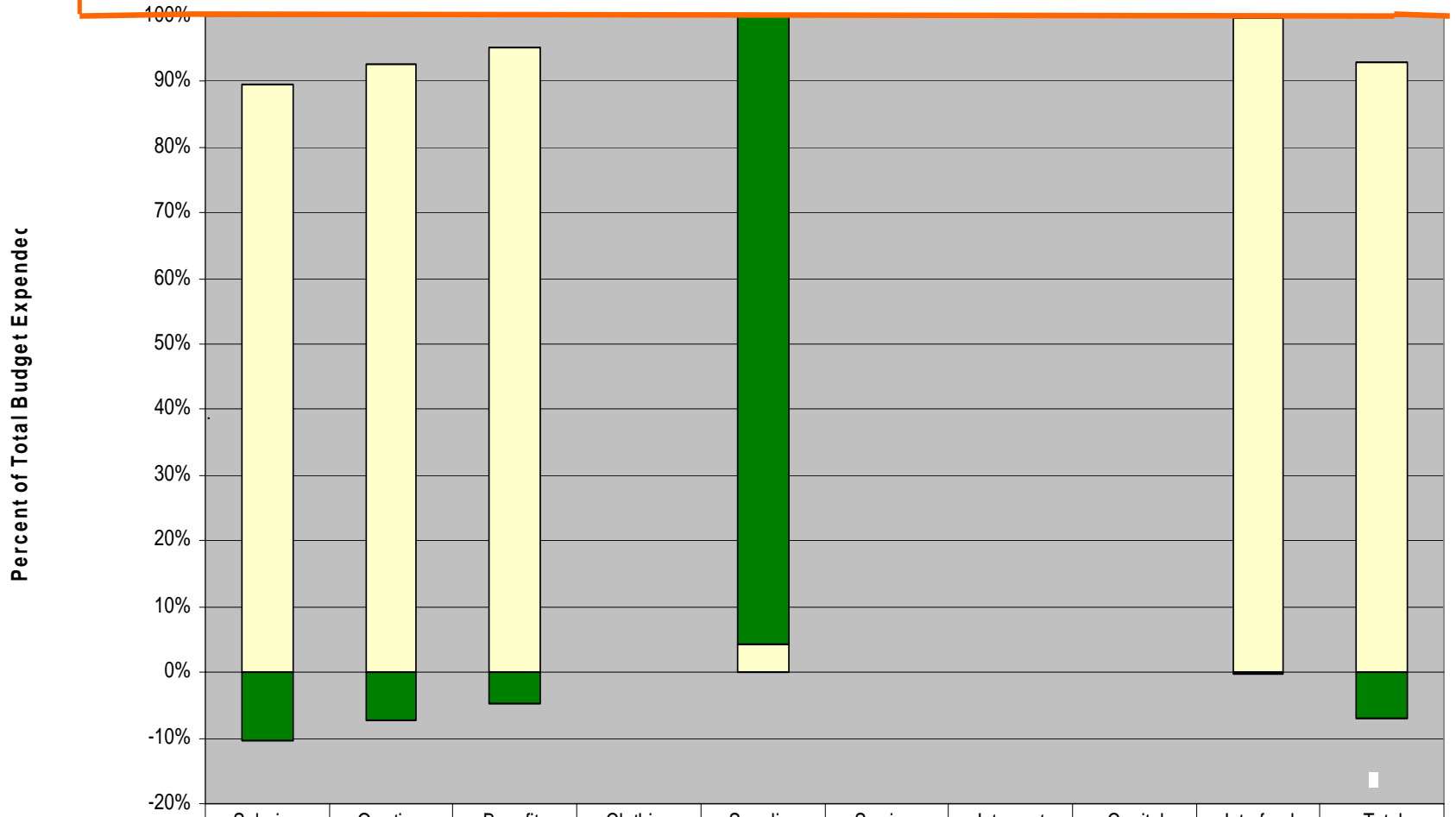
01/26/09
100%

Jail and Contract Services Combined Budget Status



01/26/09
100%

Community Service Budget Status



	Salaries	Overtime	Benefits	Clothing	Supplies	Services	Intergovt	Capital	Interfund	Total
■ Budget Balance	(5,001.97)	(43.33)	(668.21)	0.00	4,550.00	0.00	0.00	0.00	(2.00)	(4,416.70)
□ Amount Expended	42,604.97	543.33	13,572.21	0.00	201.19	0.00	0.00	0.00	1,016.00	57,937.70

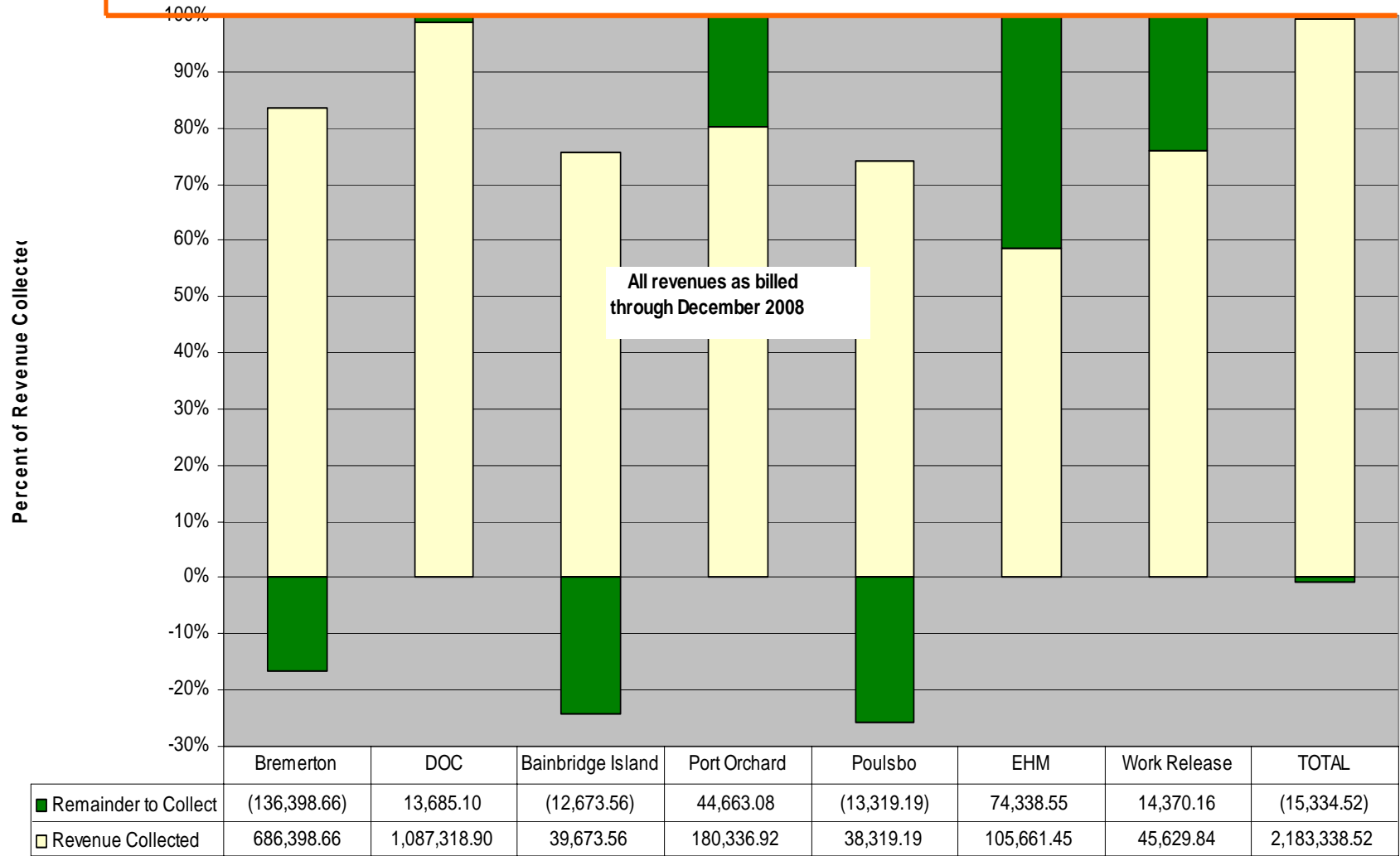
01/26/09
100%

Commissary Budget Status



01/26/09
100%

Revenue Status



Jail Operations

Jail Population Stats

Jail Population Stats	4th Qtr 2008	3rd Qtr 2008	Chg	% Chg	4th Qtr 2007	Chg	% Chg	2008 YTD	2007 YTD	Chg	% Chg
Average Daily Population	419	423	(4)	-1%	490	(71)	-14%	422	513	(91)	-18%
Main Jail ADP	378	366	12	3%	391	(13)	-3%	371	408	(37)	-9%
Male	318	309	9	3%	331	(13)	-4%	313	338	(25)	-7%
Female	60	57	3	5%	60	0	0%	58	70	(12)	-17%
Total Bookings	2397	2677	(280)	-10%	2614	(217)	-8%	10204	10866	(662)	-6%
Male	1800	2075	(275)	-13%	1937	(137)	-7%	7704	8238	(534)	-6%
Female	597	602	(5)	-1%	677	(80)	-12%	2500	2628	(128)	-5%
No Prior Incarcerations	1992	0	1992	#DIV/0!	0	1992	#DIV/0!	0	0	0	0%
Recidivist Inmates	182	0	182	#DIV/0!	0	182	#DIV/0!	0	0	0	0%
Total Releases	2432	2699	(267)	-10%	2698	(266)	-10%	10193	10860	(667)	-6%
Male	1832	2086	(254)	-12%	2009	(177)	-9%	7710	8125	(415)	-5%
Female	600	613	(13)	-2%	689	(89)	-13%	2483	2735	(252)	-9%

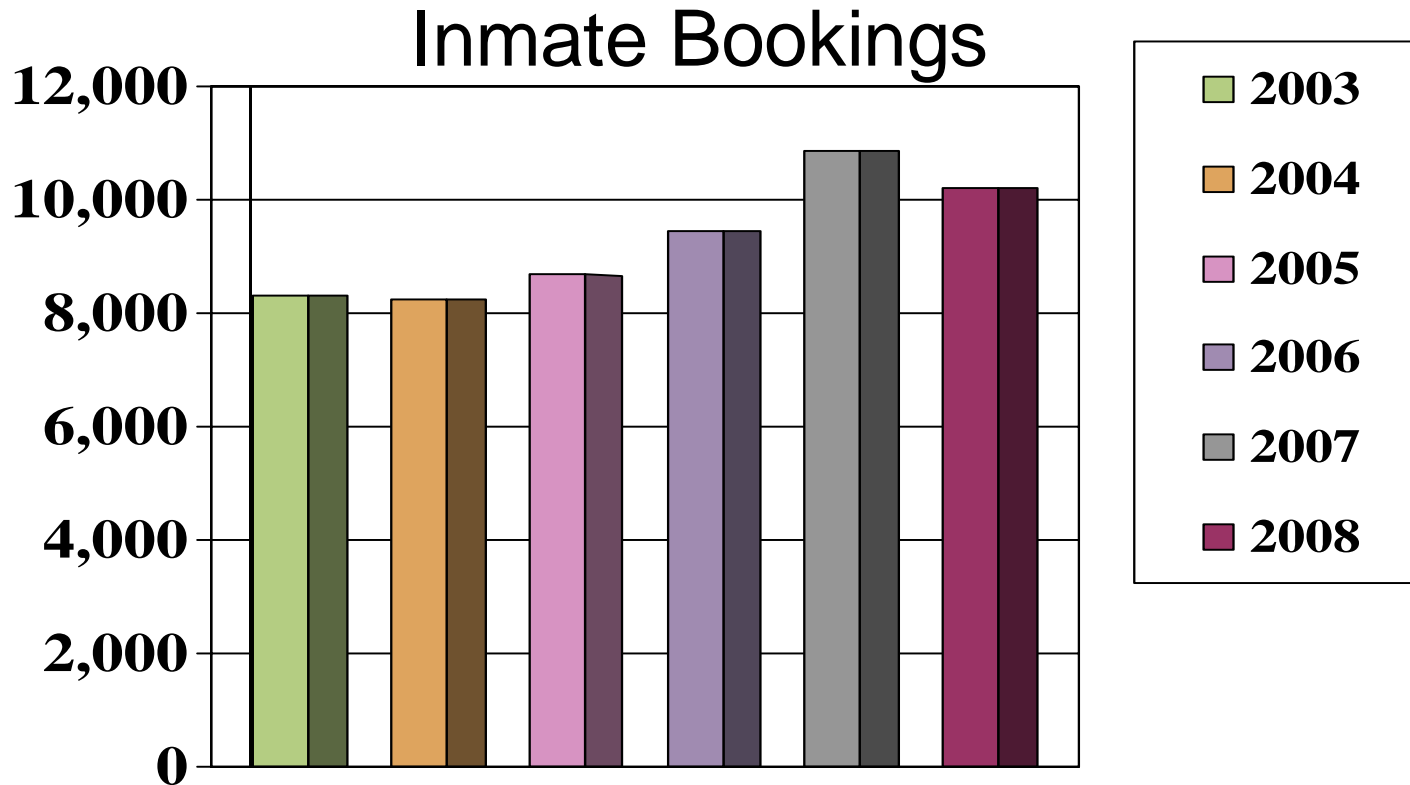
Jail Population Stats

Jail Population Stats	4th Qtr 2008	3rd Qtr 2008	Chg	% Chg	4th Qtr 2007	Chg	% Chg	2008 YTD	2007 YTD	Chg	% Chg
Legal Status	382	0	382	#DIV/0!	0	382	#DIV/0!	0	0	0	0%
Pre-trial	201	0	201	#DIV/0!	0	201	#DIV/0!	0	0	0	0%
Sentenced	181	0	181	#DIV/0!	0	181	#DIV/0!	0	0	0	0%
Other Holds	63	0	63	#DIV/0!	0	63	#DIV/0!	0	0	0	0%
Average Length of Stay	16	0	16	#DIV/0!	0	16	#DIV/0!	0	0	0	0%
Males (days)	17	0	17	#DIV/0!	0	17	#DIV/0!	0	0	0	0%
Females (days)	10	0	10	#DIV/0!	0	10	#DIV/0!	0	0	0	0%
Transports	458	494	0	0%	474	(16)	-3%	1880	1965	(85)	-4%
DOC In	194	197	(3)	-2%	199	(5)	-3%	785	715	70	10%
DOC Out	82	103	(21)	-20%	97	(15)	-15%	403	396	7	2%
Statewide Chain In	71	96	(25)	-26%	90	(19)	-21%	322	478	(156)	-33%
Statewide Chain Out	111	98	13	13%	88	23	26%	362	376	(14)	-4%

Jail Operation Stats

Jail Operations Stats	4th Qtr 2008	3rd Qtr 2008	Chg	% Chg	4th Qtr 2007	Chg	% Chg	2008 YTD.	2007 YTD	Chg	% Chg
Jail Contraband											
Tobacco	0	0	0.00	0%	0	0.00	0%	0	0	0	0%
Marijuana	0	0	0.00	0%	0	0.00	0%	0	0	0	0%
Cocaine, Meth, Etc.	0	0	0.00	0%	0	0.00	0%	0	0	0	0%
Prescribed Meds	0	0	0.00	0%	0	0.00	0%	0	0	0	0%
Weapons	0	0	0.00	0%	0	0.00	0%	0	0	0	0%
Money	0	0	0.00	0%	0	0.00	0%	0	0	0	0%
Other/Nuisance	0	0	0.00	0%	0	0.00	0%	0	0	0	0%
Shakedowns											
Scheduled	0	0	0.00	0%	0	0.00	0%	0	0	0	0%
Unscheduled	0	0	0.00	0%	0	0.00	0%	0	0	0	0%
K-9 Searches											
Units	0	0	0.00	0%	0	0.00	0%	0	0	0	0%
Inmate Work Areas	0	0	0.00	0%	0	0.00	0%	0	0	0	0%
Booking/Property	0	0	0.00	0%	0	0.00	0%	0	0	0	0%
Work Release	0	0	0.00	0%	0	0.00	0%	0	0	0	0%
On Shift Training											
Days	0	0	0.00	0%	0	0.00	0%	0	0	0	0%
Swings	0	0	0.00	0%	0	0.00	0%	0	0	0	0%
Graves	0	0	0.00	0%	0	0.00	0%	0	0	0	0%

Historical Data



Average 27.95 bookings per day CY 2008
Average 30.5 bookings per day for Jan 2009
10204 total, CY 2008
10886 total, CY 2007

4th Quarter Accomplishments

- House bill 2713 finished with 230 DNA collections taken.
- Booking training provided to staff not previously trained on shift.
- “Release officer” position implemented on dayshift with training provided by Trina Washburn for sex offenders.

4th Quarter Accomplishments

- Massive shred of outdated jail documents completed as per the WAC and RCW. Over 120 boxes of material shredded.
- Employee leave audit for Kronos completed.

Goals for 2009

- Further emphasis in areas of operations related to:
 - Safety and Security
 - On Shift Training
 - Booking and Release procedures and liability
 - Strengthen relationships and communication between our Division and other departments
 - Continue to focus on fiscal responsibility and think outside the box

Administration

Court and Warrant Statistics

COURT/WARRANT	4th Qtr 2008	3rd Qtr 2008	Chg	% Chg	4th Qtr 2007	Chg	% Chg	2008 YTD	2007 YTD
Court Hearings									
Bremerton Municipal	546	686	(140)	-20%	696	(150)	-22%	2420	2593
Port Orchard Municipal	199	280	(81)	-29%	246	(47)	-19%	1011	1017
Poulsbo Municipal	76	52	24	46%	70	6	9%	253	292
Bainbridge Island Muni	47	65	(18)	-28%	45	2	4%	208	207
District Court	1175	1495	(320)	-21%	1131	44	4%	5258	5161
Superior Court	1839	1734	105	6%	1705	134	8%	6732	7702
Gig Harbor	1	6	(5)	-83%	0	1	#DIV/0!	11	0
Suquamish	25	26	(1)	-4%	0	25	#DIV/0!	67	0
Trial	15	30	(15)	-50%	49	(34)	-69%	104	211
Court YTD	3923	4374	(451)	-10%	3942	(19)	0%	16064	17183
Warrants									
New	1138	1047	91	9%	1182	(44)	-4%	4349	4959
Quashed	451	367	84	23%	387	64	17%	1554	1968
Served	327	725	(398)	-55%	729	(402)	-55%	2489	2998
Warrants YTD	1916	2139	(223)	-10%	2298	(382)	-17%	8392	9925

Jail Medical & Mental Health Services

MEDICAL/MENTAL HEALTH	4th Qtr 2008	3rd Qtr 2008	Chg	% Chg	4th Qtr 2007	Chg	% Chg	2008 YTD	2007 YTD
Intake/Booking									
Intake	1964	2095	(131)	-6%	696	1268	182%	7869	2531
Referral to Clinic	25	35	(10)	-29%	246	(221)	-90%	157	89
Referrals to Mental Health	3	10	(7)	-70%	70	(67)	-96%	44	22
Sick Call/Clinic									
Inmates Seen	981	1707	(726)	-43%	1131	(150)	-13%	4436	1939
Mental Health									
Mental Health Prof	252	315	(63)	-20%	0	252	#DIV/0!	1171	1082
Sullivan (Psychologist)	0	0	0	0%	0	0	0%	1	48
Psychiatrist	0	35	(35)	-100%	49	(49)	-100%	101	127
Outside Referrals									
KMH	5	3	2	67%	1182	(1177)	-100%	15	6
ER	4	9	(5)	-56%	387	(383)	-99%	46	25
Dental	0	0	0	0%	729	(729)	-100%	0	2
F/U specialty	4	7	(3)	-43%	2298	(2294)	-100%	18	7
CT Scan	1	2	(1)	-50%	2298	(2297)	-100%	7	3
Ultra sound	3	2	1	50%	2298	(2295)	-100%	7	3
Xray	8	11	(3)	-27%	2298	(2290)	-100%	43	8

Medical Provider Expense

	1st Qtr	2nd Qtr	3rd Qtr	4th Qtr	YTD
2008	32,054.00	18,807.50	39,423.45	36,649.24	126,934.19
2007	97,881.38	53,827.33	38,564.67	85,347.16	275,620.54
2006	28,118.15	52,672.83	29,683.97	61,335.51	171,810.46

	2008	2007	2006
January	7,414.00	23,612.28	8,039.41
February	5,236.00	21,964.65	11,048.53
March	19,404.00	52,304.45	9,030.21
April	5,149.85	8,116.11	17,543.07
May	9,126.29	37,560.35	8,016.28
June	4,531.36	8,150.87	27,113.48
July	17,918.52	12,358.05	9,285.43
August	9,459.20	17,067.38	18,434.09
September	12,045.73	9,139.24	1,964.45
October	6,640.42	21,208.58	32,062.18
November	24,940.07	41,786.50	7,468.32
December	5,068.75	22,352.08	21,805.01
Total	126,934.19	275,620.54	171,810.46



Medical Provider Expense

2008	1st QTR	2nd QTR	3rd QTR	4th QTR
Harrison Hosp	21,952.00	7,070.45	20,602.65	19,399.95
Emerg Phys	1,187.00	3,898.80	4,067.06	1,538.00
SK Fire & Rescue	1,120.00	1,770.00	3,660.00	1,670.00
Port X-ray	0.00	880.00	480.00	1,875.00
Dr's Clinic	0.00	80.00	340.00	2,050.00
South Sound Inp	0.00	1,137.00		1,733.00
Med Imaging	1,114.00	185.00	276.77	245.92
Oly Radiology	0	0.00		208.92
Adv. Med Image	0.00	604.95	426.40	0.00
Kitsap Cardio	0	0.00		0.00
Kitsap Eye Phys	0	0.00		0.00
Lab	3,092.00	3,181.30	6,664.07	7,243.95
Dentist	0	0.00		0.00
Other	3,589.00	0.00	2,906.50	684.00
Total	32,054.00	18,807.50	39,423.45	36,649.24



Classification

Presented By
Sgt. Lawson



Due Process Hearing, Grievance, & DNA Status

HEARING, GRIEVANCE, DNA	4th Qtr 2008	3rd Qtr 2008	Chg	% Chg	4th Qtr 2007	Chg	% Chg	2008 YTD	2007 YTD
Disciplinary Hearings									
Hearings Scheduled	126	129	(3)	-2%	149	(23)	-15%	481	571
Charges	152	152	0	0%	218	(66)	-30%	677	875
Guilty	112	115	(3)	-3%	137	(25)	-18%	451	457
Not Guilty	18	8	10	125%	23	(5)	-22%	57	110
Dismissed	15	27	(12)	-44%	47	(32)	-68%	116	200
Referred to DOC	7	2	5	250%	15	(8)	-53%	53	38
Appeals	5	1	4	400%	0	5	#DIV/0!	6	0
Grievances									
Grievances Received	86	277	(191)	-69%	200	(114)	-57%	807	948
Appeals to Lt.	13	9	4	44%	1	12	1200%	33	30
Appeals to Chief	3	1	2	200%	0	3	#DIV/0!	6	10
DNA									
DNA Taken	230	199	31	16%	0	230	#DIV/0!	894	0

Tours

Qtrs.	2008
1 st	106
2 nd	3
3 rd	58
4 th	115
Total	282

Inmate Workers (Minus Road Crew)

- 5 laundry workers 8 hours a day 7 days a week = 3600 hours a quarter.
- 2 janitors/floor crew 8 hours a day 7 days a week = 1440 hours a quarter.
- 15 kitchen workers 8 hours a day 7 days a week = 10800 hours quarter.
- Calculated at \$17.67 an hour = \$279,892.80

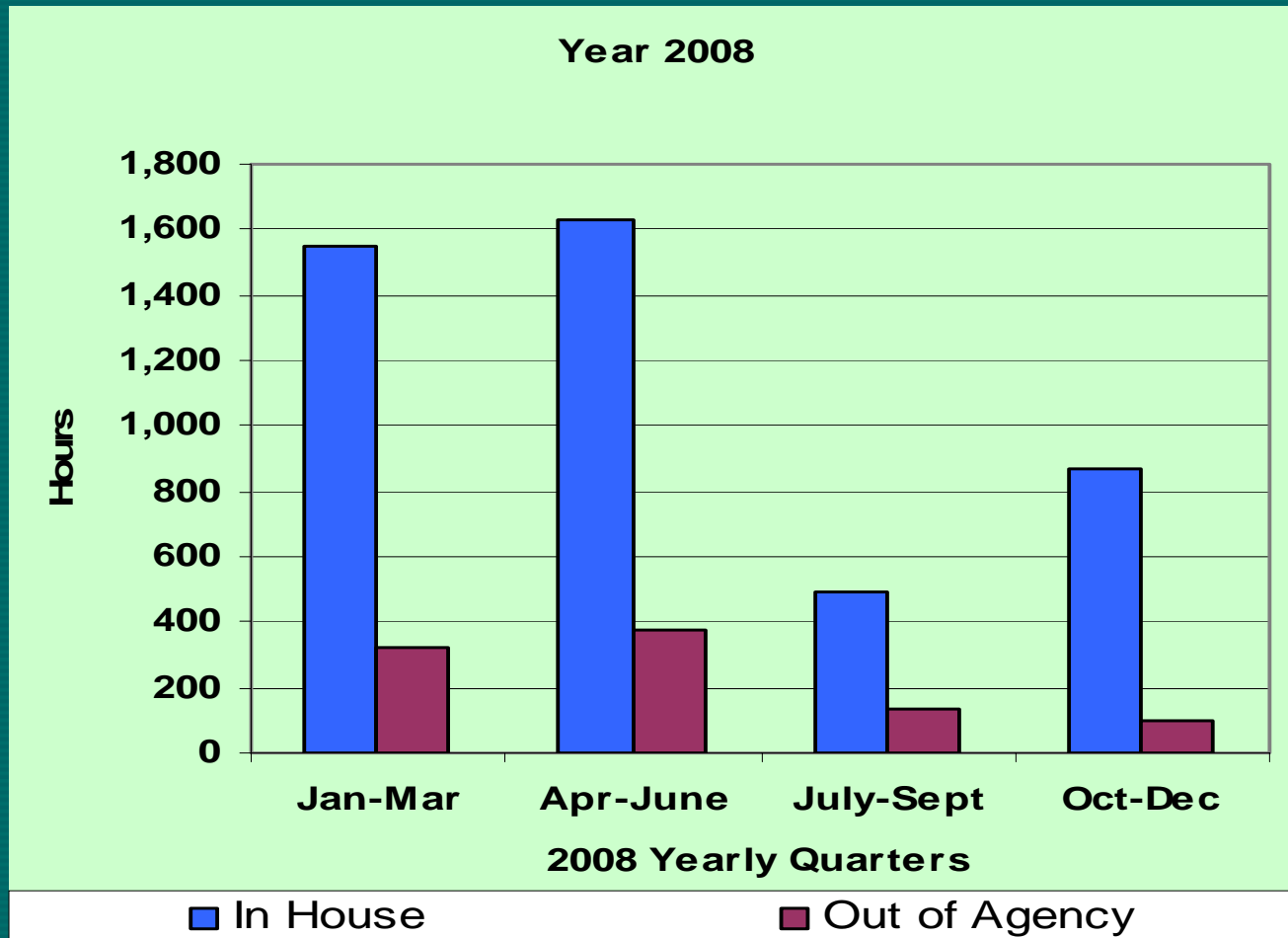
Jail Training



Training Hours – Quarterly 2008

2008	In-House	Out of Agency	Total
Jan-March	1548	370	1918
April-June	1628	380	2008
July-Sept	496	136	632
Oct-Dec	865	96	961
Total	4537	982	5519

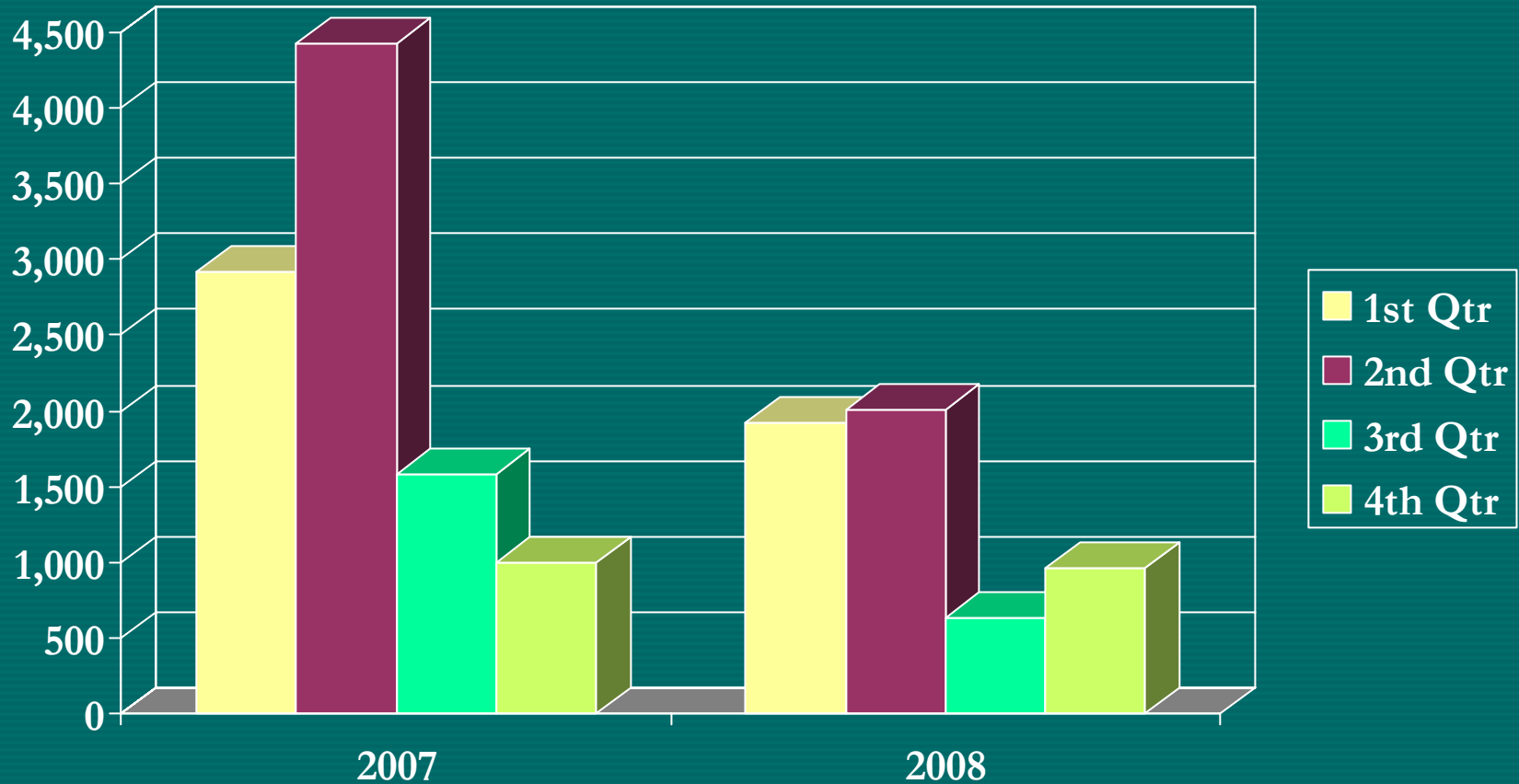
In House & Out of Agency Training Hrs Quarterly Review for 2008



Quarterly Training Hrs 2007 - 2008

Qtrs.	2007	2008
1 st	2922	1918
2 nd	4428	2008
3 rd	1576	632
4 th	988	961
Total	9914	5519

Quarterly Training Hours 2007 - 2008



Orientation Training

- Orientation Training for 1 new hire. Total (380) hrs
- The classes attended are as follows:

Orientation – Chief, Lt, Sgt.	Computer	Radio
Mug & Prints	Follower ship	Blood borne/HIPPA
1 st Aid/CPR/AED	MOAB	Defensive Tactics
OC/Taser	Firearms	Security/Restraints
Classification/IBM	Report Writing/Evidence	Emergency
WMD	Pod Ops	Integrity - Sheriff

Training

Oct - Dec 2008

- Orientation
- Night Range
- Access/Wacic
- Discipline/Internal Investigations
- Taser Recertification (Swing & Grave)

2008 Jail Alternatives

Officer Coates & Officer Kennedy

- Jail Alternatives:
 - Work Release
 - Electronic Home Monitoring
 - Special Detention
 - Community Service

ALTERNATIVES STATISTICS

ALTERNATIVES	4th Qtr 2008	3rd Qtr 2008	Chg	% Chg	4th Qtr 2007	Chg	% Chg	2008 YTD	2007 YTD	Chg
Average Daily Population										
Work Release/Special Det	32	14	18	129%	0	32	#DIV/0!	12601	0	12601
Electronic Home Mon	26	19	7	37%	0	26	#DIV/0!	2585	0	2585
CSW	7	24	(17)	-71%	0	7	#DIV/0!	992	0	992
Intakes										
Work Release/Special Det	51	38	13	34%	0	51	#DIV/0!	195	0	195
Electronic Home Mon	19	27	(8)	-30%	0	19	#DIV/0!	173	0	173
CSW	23	26	(3)	-12%	0	23	#DIV/0!	157	0	157
Approved/Pending Intake	0	52	(52)	-100%	0	0	0%	150	0	150
Pending Commitments										
Alternatives	0	110	(110)	-100%	0	0	0%	296	0	296
Jail	0	0	0	0%	0	0	0%	0	0	0

ROAD CREW

Supervised by Evan Griffo

- 6-8 Inmate Workers
- Activities include cleaning roadways, illegal dumpsites and working with the Department of Emergency Management, Road Department, KCSO Traffic Division and Parks Department.



RoadCrew Statistics

	4th Qtr 2008	3rd Qtr 2008	Chg	% Chg	4th Qtr 2007	Chg	% Chg	2008 YTD	2007 YTD	Chg
ROAD CREW										
Miles	344	267	77	29%	126	218	173%	877	0	877
Pound of Trash	10134	10470	(336)	-3%	9620	514	5%	50034	0	50034
Number of Bags	882	1138	(256)	-22%	476	406	85%	3851	0	3851
Inmate Worker Labor										
Hours of Labor	831	360	471	131%	1	830	83000%	1934	8640	(6706)
Cost Savings x \$17.67	14684	6361	8323	131%	0	14684	#DIV/0!	158871	45704	113167

Additional Road Crew Taskings

- EVOC

Community Involvement

- Children (130)
Shop with a Cop
Poulsbo Wal-Mart
12/13/08

4th Quarter Accomplishments

- KRONOS – Pilot program 10/27/08 - Completed
- Re-entry programs with DOC 11/03/08 - Completed
 - Partners in parenting (Family)
 - Getting it Right (Changes)
- Training – 2009 In-Service training schedule and curriculum - Completed
- Road Crew – 1,000 road miles – not accomplished (Grant)

2009 Goals

- KRONOS - Operation
- Mental Health Staff – MHP (1 F)
- KIOSKE – System for inmates (Keefe, Programs)
- Classification
 - North Point System
- File on Q
 - Inmate movement (Pilot Program w/Operations)

2009 GOALS

- Re-entry programs – Volunteer Coordinator
 - Substance abuse treatment
 - Implement credit for court order programs (Probation)
 - GED
 - Incarcerated Veterans Re-entry Services
 - Homeless Concerns
 - Turning Point (Kitsap Community Resources)
 - Financial Peace University
- Division Policy
 - Reviewed
 - “G” Drive

2009 GOALS

- Behavior Plan (Classification, Medical, Mental Health)
 - Improve communication
 - Behavior problems, medical, mental health illness, disability concerns
- Alternatives: Implement re-vamped alternatives screening routine
- Training: Solidify 2010 In-Service Training Schedule and curriculum
- Road Crew: 1,200 road miles cleaned up

Wrap Up

Chief Ned Newlin



2008 Goals

- Implement US Department of Justice, National Institute of Corrections Inmate Behavior Management Program **Ongoing**
 - Technical Assistance from NIC
 - Training of all division personnel
 - Research outcomes
- Upgrade of IBIS **Ongoing**
 - Purchase version 4 of field units
 - Complete new interface to AFIS after WSP upgrade
- Pilot KRONOS Timekeeping System **Ongoing**

2008 Goals (con't)

- Increase revenues by 5% over 2007 levels
- Increase use of inmate labor an additional 5%
- Add two new programs for offender re-entry
- Complete division restructure – hire 2nd Lieutenant position -- **Completed**
- Complete Division Manual -- based on American Correctional Association (ACA) Standards Manual
 - **Did not meet target end of 4thQ, 2008**

2008 Goals (con't)

- Enhance Mental Health Services for inmates to meet ACA standards -- **Completed**
- Attain 100% fill of authorized staffing positions
- Complete Records Retention Project for Division **Not completed and ongoing**
- Partnership with Social Security Administration to capture incentive payments **Completed and ongoing**
- Implement Keefe Cybersuite Process for inmate funds. **In Study**
- Partnership with the Judicial system in providing prisoners with access to programs which facilitate their opportunities to re-enter society as self-sufficient, contributing members **Ongoing**
- Completed 2009 Budget which provides for adequate levels of funding

Questions and Answers