



Kitsap County Department of Public Works



SOLID WASTE

- Garbage & Recycling
- Hazardous Waste
- Closed Landfills

SEWER

- Sewage Collection
- Sewage Treatment
- Water Reuse

STORMWATER

- Reduce Flooding
- Prevent Pollution
- Restore Fish Habitat

ROADS

- Preserve Roadways
- Efficient Traffic
- Improve Safety & Capacity

Caring about your every day!

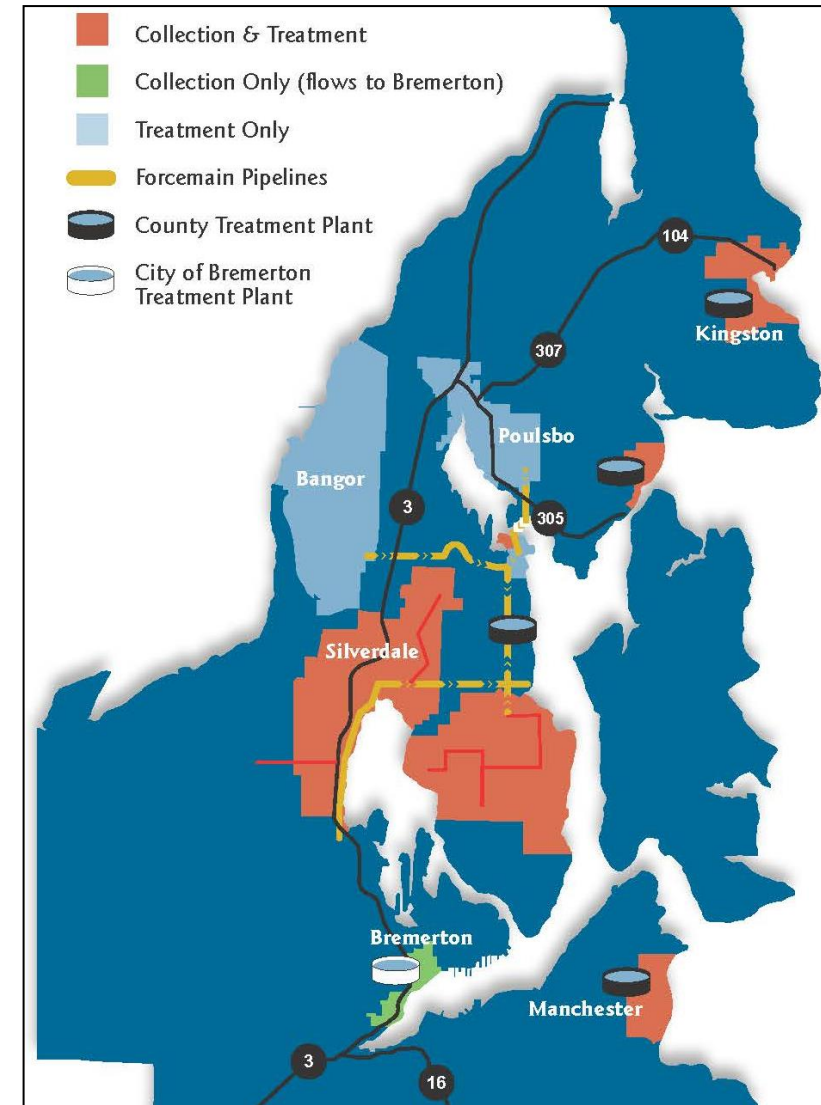


Kitsap County Department of Public Works



Sewer Utility Division

- Kitsap County owns and operates five separate sewer utility systems
- Utility is solely funded by ratepayers
- Over 90% of the revenue comes from monthly service fees





Kitsap County Department of Public Works



Sewer Utility Division


Four
wastewater
treatment
plants



64 pump
and lift
stations



200 miles of
piping



73
employees





Kitsap County Department of Public Works



Proposed Sewer Rate Increase for 2024 & 2025



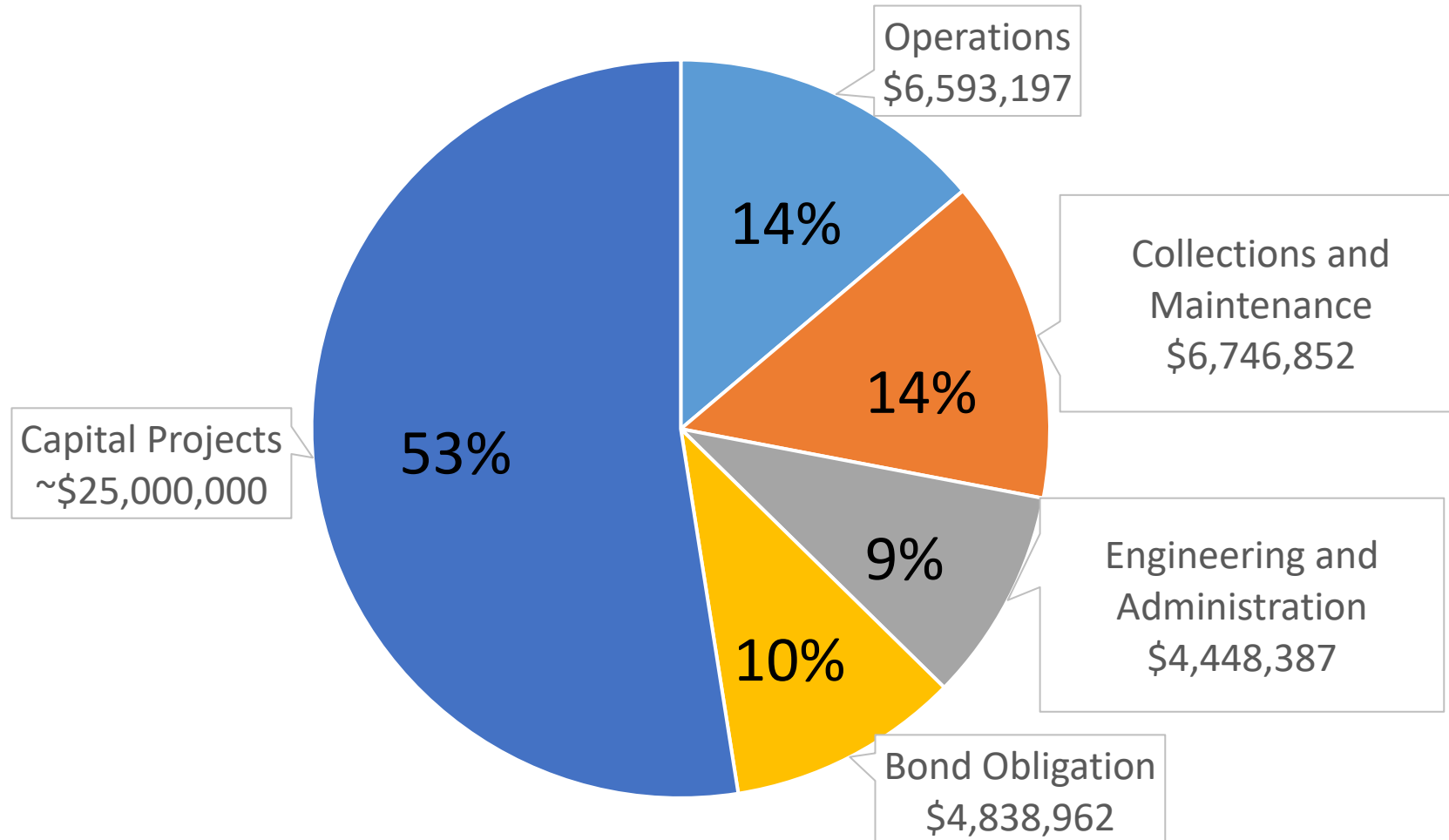
Sewer Utility Division



Kitsap County Department of Public Works



Sewer Utility 2024 Operations Budget





Kitsap County

Department of Public Works



Purpose for Sewer Rate Increase

- Produce sufficient revenues
 - Washington State law (RCW 36.94.140)
- Provide long range financial stability
 - Operations and maintenance
 - Need to replace worn and outdated infrastructure
 - Cover bond obligations and repayment of loans on capital projects
- Proposed rate increase of 6.31% for each year
 - Sufficient to maintain funds and reserves
 - Cover inflationary costs



Kitsap County

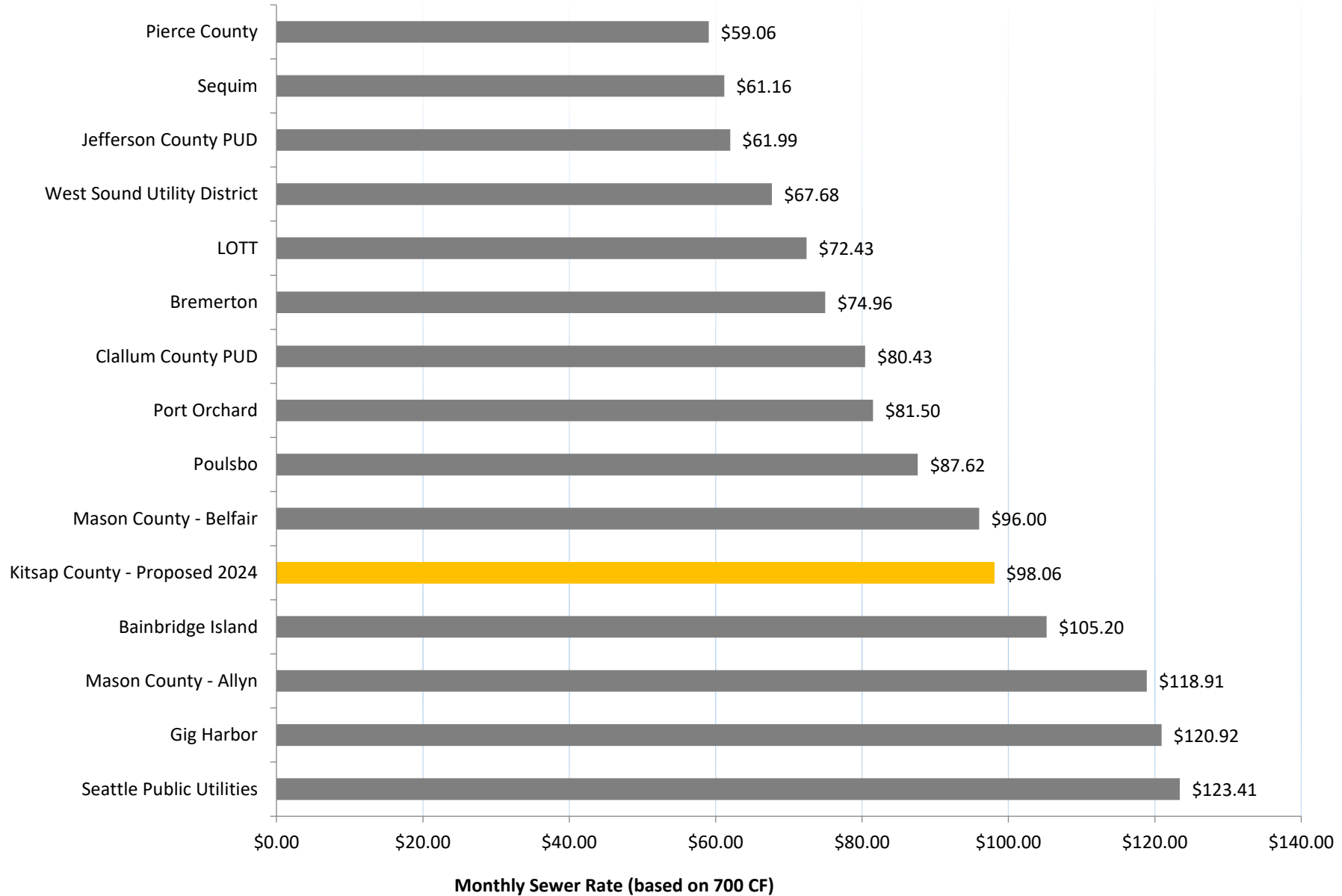
Department of Public Works



Outreach and Public Comments

- Notice of proposed rate increase will be sent to all Sewer Utility customers (September 18, 2023)
- Presentations to Community Advisory Councils in service areas in September
- Rate information and comment form at kcowa.us/sewerrates
 - Sewer Utility staff will respond to questions
 - All comments will be shared with Board of County Commissioners
- Public hearing to finalize rates on **Monday, October 23, at 5:30 PM** at the Board of County Commissioners regular meeting

Regional Residential Sewer Rate Comparison 2023





Kitsap County

Department of Public Works



Rate Increase for 2024-2025

| Monthly Sewer Charges | 2023 Rate | 2024 (proposed) | 2025 (proposed) |
|---|-----------|-----------------|-----------------|
| Single Family Residential | \$92.24 | \$98.06 | \$104.25 |
| Multi-Family Residential | \$73.52 | \$78.16 | \$83.09 |
| Commercial or Industrial (per CF of water) | \$0.131 | \$0.139 | \$0.148 |
| Restaurant (per CF of water) | \$0.209 | \$0.222 | \$0.236 |
| | | | |
| Navy Yard City Monthly Sewer Charges | 2023 Rate | 2024 (proposed) | 2025 (proposed) |
| Single Family Residential | \$83.02 | \$93.16 | \$104.25 |
| Multi-Family Residential | \$66.17 | \$74.25 | \$83.09 |
| Commercial or Industrial (per CF of water) | \$0.118 | \$0.132 | \$0.148 |
| Restaurant (per CF of water) | \$0.188 | \$0.211 | \$0.236 |



Kitsap County Department of Public Works



Questions/Comments?

Stella Vakarcics, P.E.

Division Manager

Kitsap County Public Works – Sewer Utility Division

360-337-5777

svakarcs@kitsap.gov

kcowa.us/sewerrates