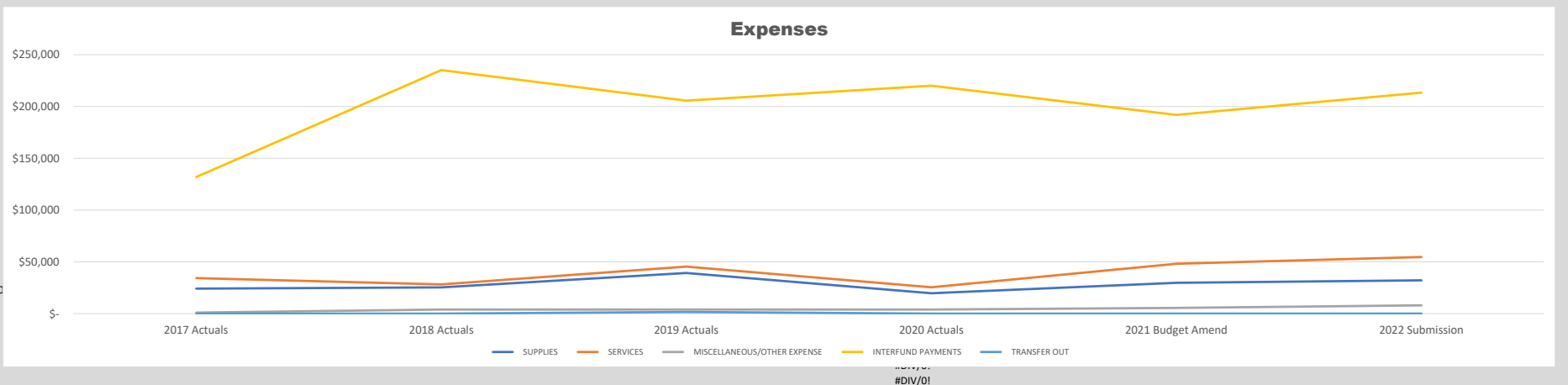
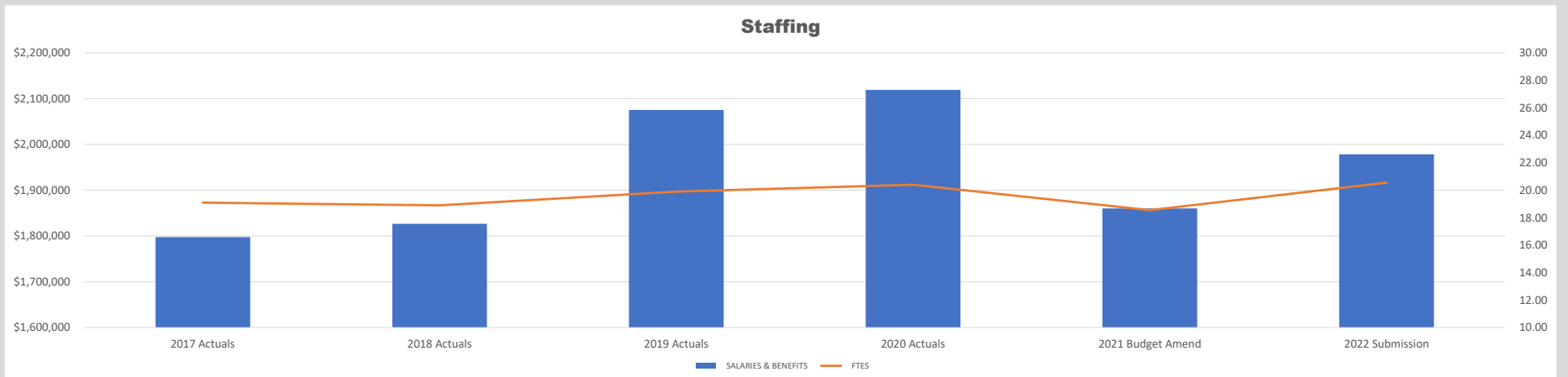


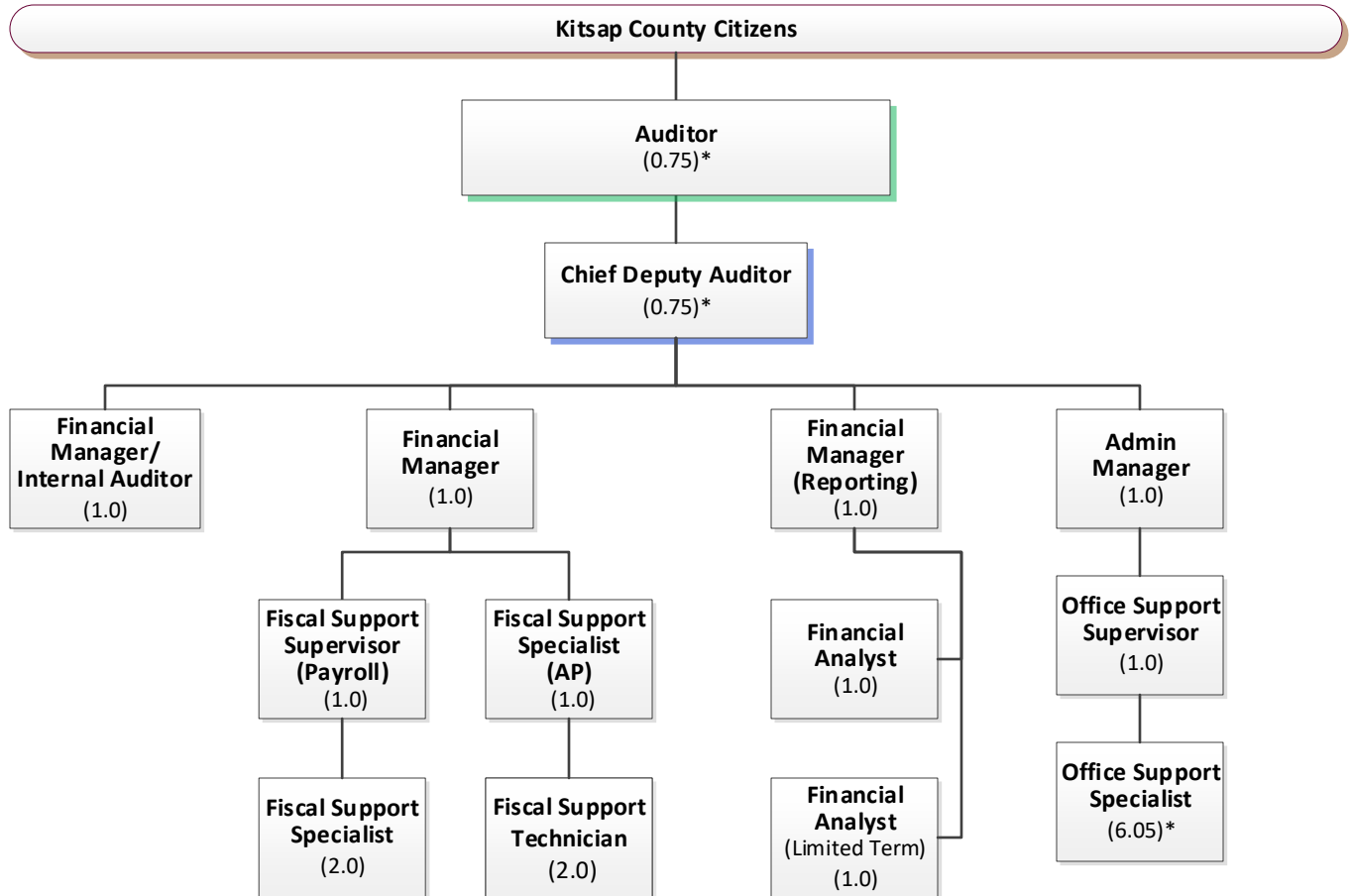
Auditor's Office - General Fund

Object/Account	2017 Actuals	2018 Actuals	2019 Actuals	2020 Actuals	2021 Six-Month Actuals	2021 Budget Amend	2022 Submission
OTHER TAX	\$ 381,679.10	\$ 401,884.85	\$ 391,716.12	\$ 194,186.05	\$ 65,939.41	\$ 50,000.00	\$ 160,000.00
LICENSES & PERMITS	\$ 45,051.00	\$ 48,428.00	\$ 45,225.00	\$ 37,437.00	\$ 17,063.00	\$ 40,000.00	\$ 31,000.00
INTERGOVERNMENTAL REVENUE							
CHARGES FOR SERVICES	\$ 2,114,555.98	\$ 2,105,723.02	\$ 2,489,320.14	\$ 3,126,086.89	\$ 1,762,654.41	\$ 2,596,100.00	\$ 2,939,000.00
FINES & PENALTIES	\$ 19.19						
MISCELLANEOUS/OTHER REVENUE	\$ 13,398.54	\$ 17,359.29	\$ 15,986.26	\$ 15,946.39	\$ 10,984.05	\$ 16,000.00	\$ 16,000.00
TRANSFER IN							
Total Revenues	\$ 2,554,703.81	\$ 2,573,395.16	\$ 2,942,247.52	\$ 3,373,656.33	\$ 1,856,640.87	\$ 2,702,100.00	\$ 3,146,000.00
SALARIES & BENEFITS	\$ 1,797,472.19	\$ 1,826,695.01	\$ 2,075,492.17	\$ 2,119,116.10	\$ 884,071.70	\$ 1,860,116.00	\$ 1,978,426.00
SUPPLIES	\$ 24,154.82	\$ 25,292.16	\$ 39,247.33	\$ 19,670.57	\$ 6,400.79	\$ 29,700.00	\$ 32,150.00
SERVICES	\$ 34,320.47	\$ 28,153.56	\$ 45,460.41	\$ 25,431.25	\$ 19,715.94	\$ 48,213.00	\$ 54,662.00
MISCELLANEOUS/OTHER EXPENSE	\$ 984.30	\$ 3,937.20	\$ 3,937.20	\$ 3,937.17	\$ 32.81	\$ 5,530.00	\$ 8,000.00
INTERFUND PAYMENTS	\$ 131,931.22	\$ 235,132.64	\$ 205,690.16	\$ 220,120.36	\$ 90,734.73	\$ 191,848.00	\$ 213,361.00
TRANSFER OUT			\$ 1,577.58				
Total Expenses	\$ 1,988,863.00	\$ 2,119,210.57	\$ 2,371,404.85	\$ 2,388,275.45	\$ 1,000,955.97	\$ 2,135,407.00	\$ 2,286,599.00
FTEs	19.10	18.90	19.90	20.40		18.55	20.55





Auditor's Office - 2022

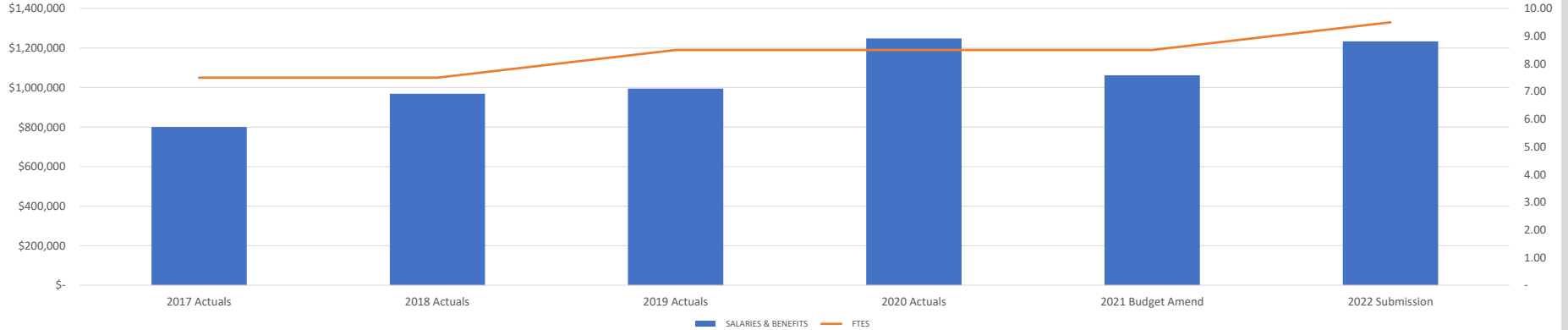


*Other FTE funded by Special Revenue

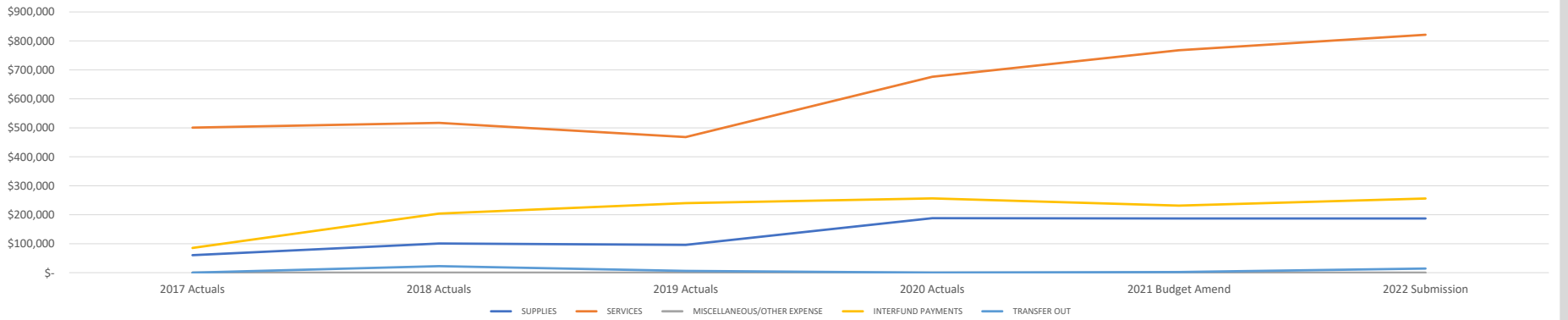
Auditor's Office - Elections

Object/Account	2017 Actuals	2018 Actuals	2019 Actuals	2020 Actuals	2021 Six-Month Actuals	2021 Budget Amend	2022 Submission
OTHER TAX							
LICENSES & PERMITS							
INTERGOVERNMENTAL REVENUE				\$ 11,264.40			
CHARGES FOR SERVICES	\$ 1,611,379.86	\$ 1,812,253.62	\$ 1,797,219.16	\$ 2,356,256.70	\$ 403,694.05	\$ 2,250,269.00	\$ 2,511,344.00
FINES & PENALTIES							
MISCELLANEOUS/OTHER REVENUE				\$ 51.37			
TRANSFER IN							
Total Revenues	\$ 1,611,379.86	\$ 1,812,253.62	\$ 1,797,219.16	\$ 2,367,572.47	\$ 403,694.05	\$ 2,250,269.00	\$ 2,511,344.00
SALARIES & BENEFITS	\$ 800,324.69	\$ 968,510.25	\$ 994,664.13	\$ 1,248,752.65	\$ 478,991.37	\$ 1,062,206.00	\$ 1,233,195.00
SUPPLIES	\$ 60,390.57	\$ 100,731.61	\$ 96,049.86	\$ 188,134.35	\$ 110,161.26	\$ 187,000.00	\$ 187,000.00
SERVICES	\$ 500,503.38	\$ 517,031.63	\$ 468,125.63	\$ 676,117.69	\$ 179,086.82	\$ 767,625.00	\$ 821,225.00
MISCELLANEOUS/OTHER EXPENSE							
INTERFUND PAYMENTS	\$ 85,316.46	\$ 204,104.79	\$ 240,054.60	\$ 256,390.56	\$ 114,259.42	\$ 231,438.00	\$ 255,924.00
TRANSFER OUT		\$ 22,461.32	\$ 6,015.35			\$ 2,000.00	\$ 14,000.00
Total Expenses	\$ 1,446,535.10	\$ 1,812,839.60	\$ 1,804,909.57	\$ 2,369,395.25	\$ 882,498.87	\$ 2,250,269.00	\$ 2,511,344.00
FTEs	7.50	7.50	8.50	8.50		8.50	9.50

Staffing



Expenses





Elections Division - 2022

