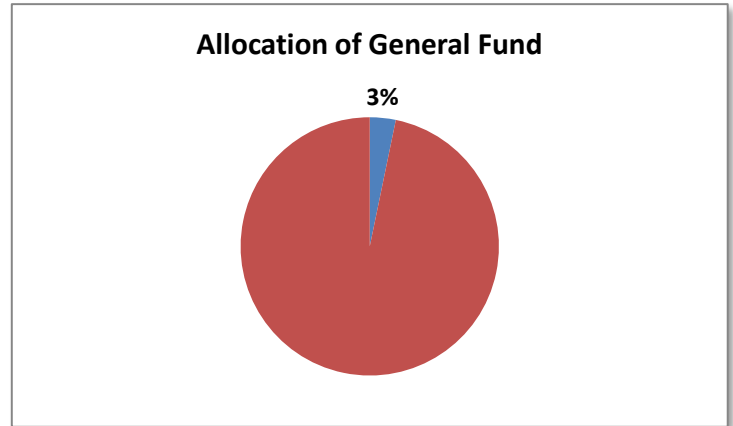
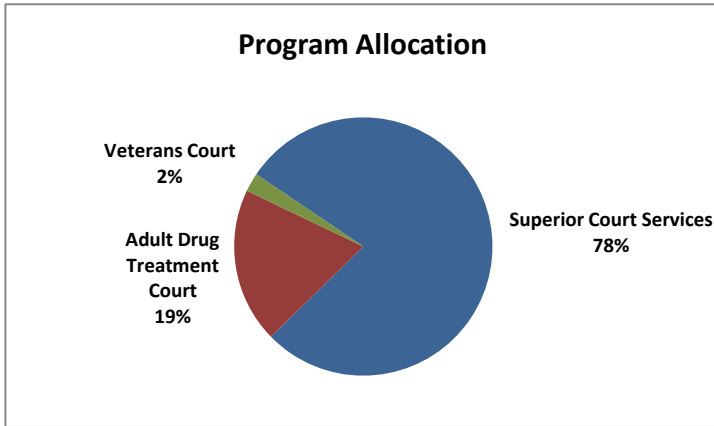

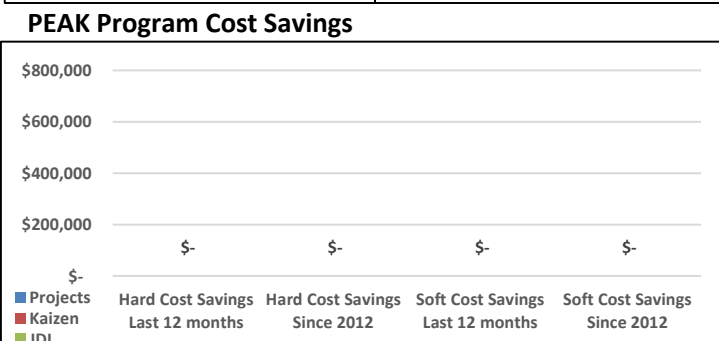
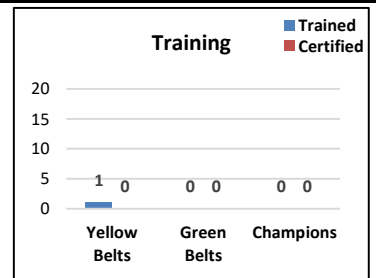
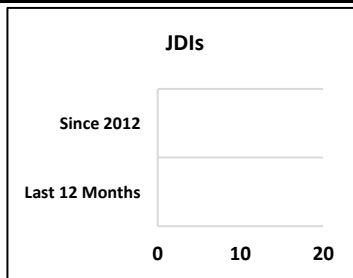





Mission: The Superior Court is a court of general jurisdiction having original and appellate jurisdiction as authorized by the Constitution and laws of the State of Washington. The Court fulfills its mission both traditionally and through time-tested and evidence-based alternatives, including adult, family and juvenile drug courts; individualized juvenile treatment court; veterans treatment court; mandatory civil arbitration; mediation; and mandatory settlement conferences.



| Revenue | 2018 | 2019 | Change |
|-------------------------------------|--------------------|--------------------|--------------|
| Taxes | \$0 | \$0 | N/A |
| License and Permits | \$0 | \$0 | N/A |
| Intergovernmental | \$34,453 | \$40,618 | 18% |
| Charges for Services | \$116,500 | \$91,500 | -21% |
| Fines and Forfeits | \$0 | \$0 | N/A |
| Misc/Other | \$449,853 | \$462,000 | 3% |
| TOTAL REVENUE | \$600,806 | \$594,118 | -1% |
| Expenses | 2018 | 2019 | Change |
| Salaries & Benefits | \$2,649,513 | \$2,584,581 | -2% |
| Supplies | \$26,600 | \$27,500 | 3% |
| Services | \$434,732 | \$531,274 | 22% |
| Interfund Payments | \$281,642 | \$287,308 | 2% |
| Other Uses | \$0 | \$0 | N/A |
| TOTAL EXPENSES | \$3,392,487 | \$3,430,663 | 1% |
| FTEs (Full Time Equivalents) | 27.00 | 26.00 | -1.00 |





Program Title: Superior Court Services

Program Budget: \$2,684,200

Purpose

The Superior Court is the court of general jurisdiction in Kitsap County, having original and appellate jurisdiction as authorized by the Washington State Constitution and the laws of the State of Washington. The Superior Court is created to resolve criminal felony cases, civil cases, juvenile offender and dependency cases, family law cases including paternity matters and adoptions, probate and guardianship matters, domestic violence cases, mental health cases, and appeals from the District and Municipal Courts in Kitsap County. The Superior Court is a court of record, and is required to always be open, except on non-judicial days.

Strategy

The Superior Court adjudicates general jurisdiction court matters in Kitsap County as authorized by the Washington State Constitution and laws. Judicial positions are determined by the State Legislature based on an objective workload analysis. Non-judicial positions are created (1) to ensure the judges are supported by research, scheduling, trial, and public service support; and (2) to ensure that the court record is properly captured. The operations budget is based on the demonstrated need for interpreters, appointed counsel, guardians ad litem, and arbitration services.

Results

In 2016, the Superior Court conducted 39 criminal and civil jury trials; 120 criminal, civil and family law non-jury trials; and nearly 35,000 non-trial hearings to resolve 8,133 cases. In 2016, State certified and/or registered interpreters were appointed to provide access to limited-English persons in approximately 150 hours of court proceedings, and County-paid Guardians ad Litem were appointed in over 150 family law and guardianship cases.

| Quality Indicators: | 2019 Submission | 2018 Budget | 2017 Actual | 2016 Actual | 2015 Actual | 2014 Actual |
|---|------------------------|--------------------|--------------------|--------------------|--------------------|--------------------|
| % of jurors who were "satisfied" or "very satisfied" w/ service | 100% | ~97% | 97% | 98% | 96% | 91% |
| A2J - Interpreters | | | | | | |
| Appointed for IEP/Deaf/HH | | | | | | |
| Workload Indicators: | 2019 Submission | 2018 Budget | 2017 Actual | 2016 Actual | 2015 Actual | 2014 Actual |
| 1. No. of Cases Filed | 9,500 | ~9,334 | 9,215 | 7,738 | 8,001 | 7,637 |
| 2. No. of Cases Disposed | 8,550 | ~8,610 | 8,242 | 7,553 | 7,232 | 7,355 |
| 3. Active Pending Caseload | N/A | ~5,854 | 5,043 | 4,047 | 3,651 | 3,486 |

Budget Totals

| | 2019 Submission | 2018 Budget | 2017 Actual | 2016 Actual | 2015 Actual | 2014 Actual |
|---------------------|------------------------|--------------------|--------------------|--------------------|--------------------|--------------------|
| Revenues | \$57,118 | \$50,953 | \$55,798 | \$61,095 | \$65,254 | \$57,849 |
| Expenditures | \$2,684,200 | \$2,750,810 | \$2,625,414 | \$2,561,945 | \$2,360,024 | \$2,186,252 |
| Difference | (\$2,627,082) | (\$2,699,857) | (\$2,569,616) | (\$2,500,850) | (\$2,294,771) | (\$2,128,403) |
| # of FTEs | 21.00 | 22.00 | 21.75 | 21.50 | 22.00 | 22.00 |



Program Title: Adult Drug Treatment Court

Program Budget: \$666,652

Purpose
The Kitsap County Superior Court/Drug Court is a judicially-supervised, treatment-focused program for adults charged with eligible felonies and facing criminal prosecution. The program offers individual treatment for chemical dependency as an alternative to criminal prosecution. The Court operates with a team approach and features treatment, intensive supervision, random drug/alcohol testing, weekly court appearances, and life skills educational opportunities. The program is designed to regulate individual substance abuse recovery while reducing, if not eliminating, future criminal conduct of drug-using offenders. The Family Dependency Drug Court (FDDC) endeavors to re-unite dependent children with parents following successful drug treatment and substance abuse recovery. Note: The Superior Court also operates two treatment court programs for youth in the Juvenile Court.

Strategy
The Drug Court program is an alternative program to the traditional felony case processing model and is designed to reduce/eliminate recidivism by providing treatment for individuals who engage in criminal activity to support substance abuse addiction. The program is focused on recovery rather than incarceration, and uses immediate sanctions (including jail time) to motivate participant compliance with recovery objectives.

Results
The Drug Court team routinely re-examines the program and explores innovations in treatment and funding that enhance the recovery of Drug Court participants.

| Quality Indicators: | 2019 Submission | 2018 Budget | 2017 Actual | 2016 Actual | 2015 Actual | 2014 Actual |
|--|------------------------|--------------------|--------------------|--------------------|--------------------|--------------------|
| 75% of participants report mod-to-high level of satisfaction | >75% | >75% | 100% | N/A | N/A | N/A |
| Reduce participant termination to no more than 20% | <20% | <20% | 9% | N/A | N/A | N/A |
| Workload Indicators: | 2019 Submission | 2018 Budget | 2017 Actual | 2016 Actual | 2015 Actual | 2014 Actual |
| 1. Program Capacity | 150 | 150 | 150 | 150 | 150 | 100 |
| 2. No. of Graduates | 50 | ~45 | 40 | 52 | 46 | 46 |
| 70% of graduates will be crime free 5 years after graduation | >70% | >70% | 100% | 89% | N/A | N/A |

Budget Totals

| | 2019 Submission | 2018 Budget | 2017 Actual | 2016 Actual | 2015 Actual | 2014 Actual |
|---------------------|------------------------|--------------------|--------------------|--------------------|--------------------|--------------------|
| Revenues | \$462,000 | \$481,656 | \$281,430 | \$297,246 | \$340,706 | \$134,826 |
| Expenditures | \$666,652 | \$565,464 | \$458,072 | \$378,914 | \$428,610 | \$213,941 |
| Difference | (\$204,652) | (\$83,808) | (\$176,642) | (\$81,667) | (\$87,904) | (\$79,115) |
| # of FTEs | 4.50 | 4.50 | 5.00 | 5.00 | 4.00 | 2.00 |



Program Title: Veterans Court

Program Budget: \$79,811

| | |
|----------------|---|
| Purpose | The purpose of the Veteran’s Treatment Court is to timely engage and assess veterans who have entered the criminal justice system and connect them with services necessary to address chemical dependency and mental health issues, thereby decreasing criminal activity and making the community safer. The Veterans Treatment Court team pursues all services for which veterans are eligible, including those available through the Veterans Administration and under various community programs before accessing grant funded services. |
|----------------|---|

| | |
|-----------------|--|
| Strategy | The Veterans Treatment Court incorporates evidence-based practices and procedures similar to the Adult Drug Court with an added capacity dedicated to military veterans that serve their unique needs. The enhancements include specialized services through one or more clinical therapists who can holistically address co-occurring disorders (e.g., SUD-PTSD), specialized case management, and a full partnership with local veterans’ offices that incorporates programs tailored to veterans. |
|-----------------|--|

| | |
|----------------|--|
| Results | Similar to the Adult Drug Court, the Veterans Treatment Court is an 18-month program. Operational changes will be weighed during the implementation of the program to ensure participants are efficiently matched with available resources and services. |
|----------------|--|

| Quality Indicators: | 2019 Submission | 2018 Budget | 2017 Actual | 2016 Actual | 2015 Actual | 2014 Actual |
|--|------------------------|--------------------|--------------------|--------------------|--------------------|--------------------|
| 75% of participants report mod-to-high level of satisfaction | >75% | >75% | 100% | N/A | N/A | N/A |
| Reduce participant termination to no more than 20% | <20% | <20% | 5% | N/A | N/A | N/A |
| Workload Indicators: | 2019 Submission | 2018 Budget | 2017 Actual | 2016 Actual | 2015 Actual | 2014 Actual |
| 1. Program Capacity | 25 | 25 | 25 | 25 | 25 | 25 |
| 2. No. of Graduates | 15 | ~15 | 10 | 15 | 6 | 3 |
| 70% of graduate will be crime free 5 years after graduation | >70% | >70% | 100% | 100% | N/A | N/A |

| Budget Totals | | | | | | |
|----------------------|------------------------|--------------------|--------------------|--------------------|--------------------|--------------------|
| | 2019 Submission | 2018 Budget | 2017 Actual | 2016 Actual | 2015 Actual | 2014 Actual |
| Revenues | \$75,000 | \$68,197 | \$54,348 | \$197,845 | \$201,147 | \$167,079 |
| Expenditures | \$79,811 | \$76,213 | \$47,257 | \$196,408 | \$203,500 | \$167,101 |
| Difference | (\$4,811) | (\$8,016) | \$7,091 | \$1,437 | (\$2,354) | (\$21) |
| # of FTEs | 0.50 | 0.50 | 0.00 | 0.00 | 0.00 | 0.50 |



Superior Court - 2019

