

Homelessness in Kitsap County

Bremerton 2022



*note: data collection and access to services has been affected by COVID-19 precautions, closures, and other impacts since March 2020.



1,467

Bremerton households requested housing assistance in

2022 (Housing Solutions Center)



166

Homeless children counted by Bremerton School District in school year '22-'23



410

People without a home counted in a 24-hour period in Bremerton during the 2022 Point-in-Time Count¹

712 literally homeless households

391 were households with children (698 children total)

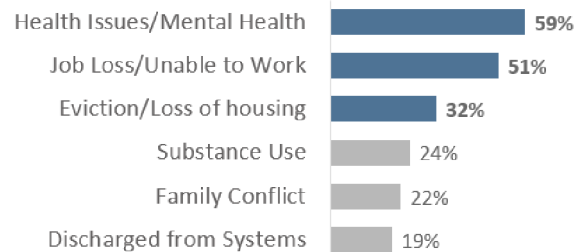
157 households reported they were homeless without permanent housing for 1 year or longer

78% of households were below Federal Poverty Level


\$883 average monthly income for households seeking housing assistance at the HSC

Causes of Homelessness

2022 Point-in-Time Count - Bremerton




Kitsap Rents Outpacing Wages



High Rents Each Year

\$1,765

Average rent per unit in Kitsap County Sept 2022. An increase of **44%** since Sept 2017.



* Affordable here is considered as paying no more than 30% of income towards rent per month FMR - Fair Market Rate

Source: 2022 Out of Reach Report

Source: <https://kcowa.us/kchhd-data>

¹ Includes Unsheltered (69) and Sheltered (341) | Tent icon made by FlatIcon from www.flaticon.com



Kitsap County Department of Human Services

Housing & Homelessness Division
345 6th St, Suite 400
Bremerton, WA 98337

Carl Borg, Division Manager
360-979-6027
ceborg@kitsap.gov