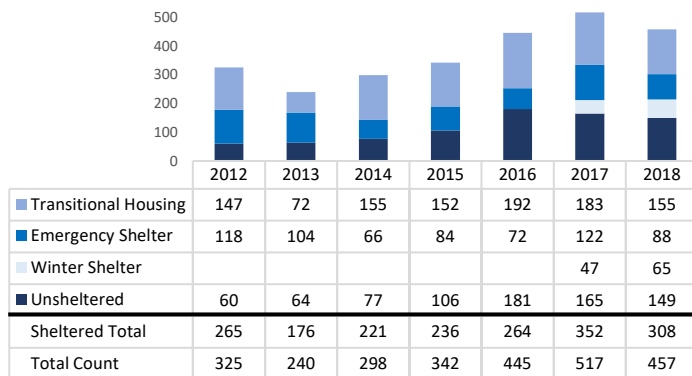


# 2018 Kitsap County Point in Time Count Overview – Certified Data

The “Point in Time” count is an annual survey that gathers information about people experiencing homelessness during a 24-hour period at the end of January. This survey provides critical information regarding the scope and nature of homelessness in our community and can impact funding for homeless housing and services. Because participating in the survey is voluntary, and relies on volunteers finding people experiencing homelessness, it is considered to be an under count of the actual number of homeless. Participants are surveyed in a number of locations throughout the county including the Project Connect Resource Fairs<sup>[1]</sup>, food banks/meal sites, and on the streets<sup>[2]</sup>.

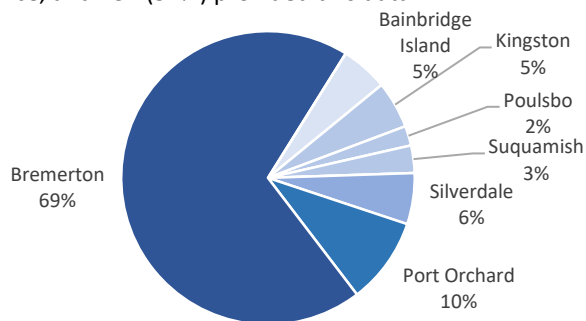
## Decreasing Numbers of Unsheltered Individuals

The 2018 count of 149 unsheltered individuals indicates a 18% decreased from the high of 181 in January 2016. Since the opening of the Winter Shelter, the number of sheltered individuals has increased 17% from 264 in January 2016 to 308 in January 2018.



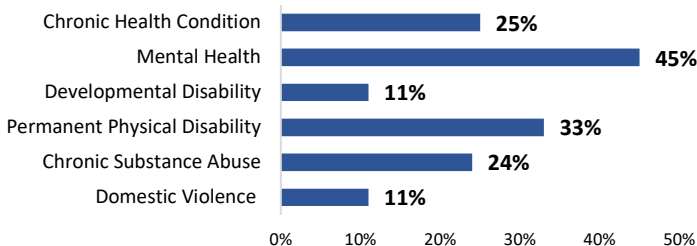
## Current City

Increased efforts were made to expand the count in 2018 throughout previously under-counted areas in Kitsap County. Participants were asked to provide their current cities of residence, and 231 (57%) provided this data.



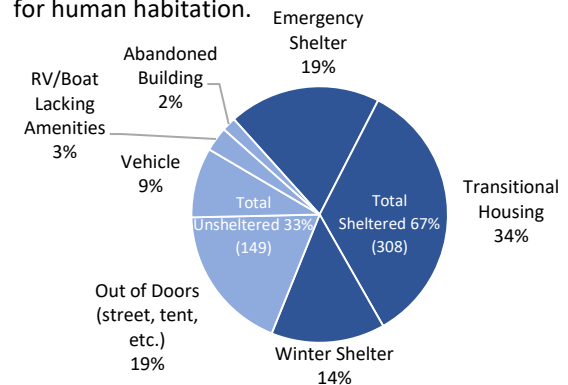
## Characteristics

When asked to categorize needs other than housing, the most common response from survey participants was that they experienced challenges related to mental illness, followed by permanent disability, chronic health condition, and chronic substance use.



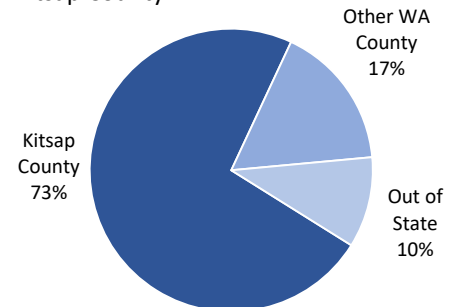
## Defining Sheltered vs. Unsheltered

For the purposes of this survey, information is collected on sheltered (in emergency shelter or transitional housing) vs. unsheltered homelessness. In this year’s count, 149 people said they were unsheltered. The majority of those who were unsheltered indicated they lived outside in places not meant for human habitation.



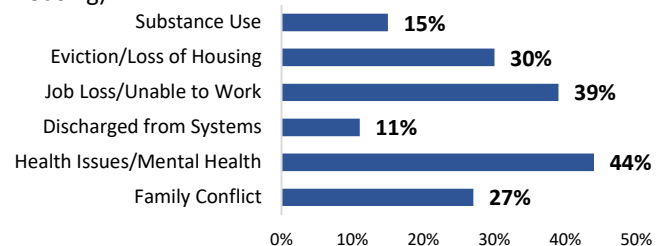
## Last Place of Residence

Surveys also collected information about the last city of permanent residence, and 47% of households provided this data. 141 (73%) of those households previously had stable housing in Kitsap County.



## Causes of Homelessness

When asked the specific cause (or causes) of homelessness, the most common response was health issues (including mental health), followed by economic issues (loss of job or unable to work) and housing issues (eviction or loss of housing).



[1] In 2017 the Project Connect was hosted at the Salvation Army in Bremerton. In 2018 the Project Connect was additionally offered at the Village Green Community Center in Kingston and at the Christian Life Center in Port Orchard.

[2] In 2017 Kitsap County Housing and Homelessness Program began organizing outreach efforts to survey for the Point-in-Time Count, which likely resulted in more unsheltered surveys completed across the county.

