

Homelessness in Kitsap County

Countywide



2,644

Kitsap County households **needed housing assistance** in 2018 (Housing Solutions Center)



1,018

Homeless children counted by Kitsap School Districts in school year '17-'18



487

People without a home counted in a 24-hour period in Kitsap County during the 2019 Point-in-Time Count

1,106

literally homeless households

673

were households with children (1,124 children total)

206

households reported they were homeless without permanent housing for 1 year or longer

79%

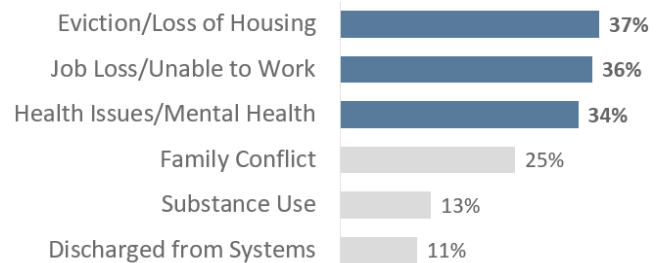
of households were below Federal Poverty Level

\$696

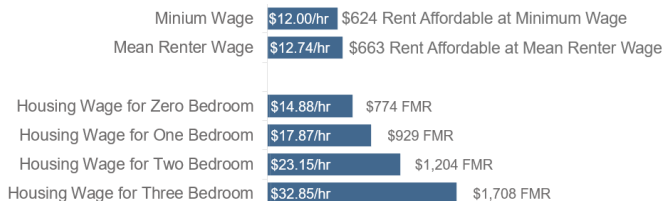
average monthly income for households seeking housing assistance at the HSC

Causes of Homelessness

2019 Point-in-Time Count - Countywide



Kitsap Rents Outpacing Wages




* Affordable here is considered as paying no more than 30% of income towards rent per month
FMR - Fair Market Rate

Source: Office of Policy Development and Research (PD&R), U.S. Dept. of HUD (2019)
Source: 2019 Out of Reach Report

Rents Rising Each Year

\$1,400

Average rent per unit in Kitsap County March 2019. Increased **9%** from 2018, and **48%** since 2015.



Source: <https://www.kitsapgov.com/hs/Pages/HH-Reports-and-Data.aspx>

1 Includes Unsheltered (174) and Sheltered (313) individuals | Tent icon made by FlatIcon from www.flaticon.com



Kitsap County Department of Human Services

Housing & Homelessness Division
345 6th St, Suite 400
Bremerton, WA 98337

Kirsten Jewell, Program Manager
360-337-7286
kjewell@co.kitsap.wa.us

7/2019

Homelessness in Kitsap County

Bremerton



1,692

Bremerton households needed housing assistance in 2018 (Housing Solutions Center)



304

Homeless children counted by the Bremerton School District in school year '17-'18



352

People without a home counted in a 24-hour period in Bremerton during the 2019 Point-in-Time Count¹

833 literally homeless households

418 were households with children (748 children total)

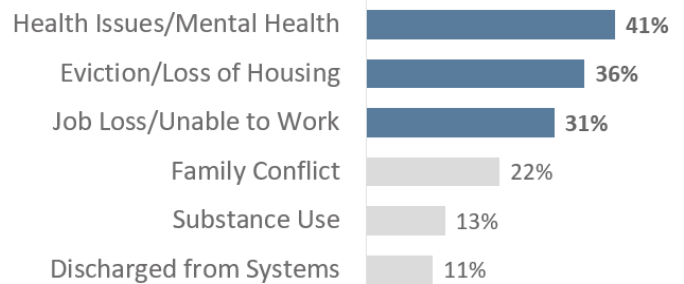
123 households reported they were homeless without permanent housing for 1 year or longer

82% of households were below Federal Poverty Level

\$650 average monthly income for households seeking housing assistance at the HSC

Causes of Homelessness

2019 Point-in-Time Count - Bremerton



Kitsap Rents Outpacing Wages

Minimum Wage **\$12.00/hr** \$624 Rent Affordable at Minimum Wage
 Mean Renter Wage **\$12.74/hr** \$663 Rent Affordable at Mean Renter Wage

Housing Wage for Zero Bedroom	\$14.88/hr	\$774 FMR
Housing Wage for One Bedroom	\$17.87/hr	\$929 FMR
Housing Wage for Two Bedroom	\$23.15/hr	\$1,204 FMR
Housing Wage for Three Bedroom	\$32.85/hr	\$1,708 FMR

* Affordable here is considered as paying no more than 30% of income towards rent per month
 FMR - Fair Market Rate

Source: Office of Policy Development and Research (PD&R), U.S. Dept. of HUD (2019)
 Source: 2019 Out of Reach Report

Rents Rising Each Year

\$1,400

Average rent per unit in Kitsap County March 2019. Increased **9%** from 2018, and **48%** since 2015.



Source: <https://www.kitsapgov.com/hs/Pages/HH-Reports-and-Data.aspx>

¹ Includes Unsheltered (96) and Sheltered (256) individuals | Tent icon made by FlatIcon from www.flaticon.com



Kitsap County Department of Human Services

Housing & Homelessness Division
 345 6th St, Suite 400
 Bremerton, WA 98337
 Kirsten Jewell, Program Manager
 360-337-7286
 kjewell@co.kitsap.wa.us

Homelessness in Kitsap County

North Kitsap



344

North Kitsap households **needed housing assistance** in 2018 (Housing Solutions Center)



88

Homeless children counted by North Kitsap School District in school year '17-'18



21

People without a home counted in a 24-hour period in North Kitsap during the 2019 Point-in-Time Count.

99

literally homeless households

98

were households with children (167 children total)

29

households reported they were homeless without permanent housing for 1 year or longer

72%

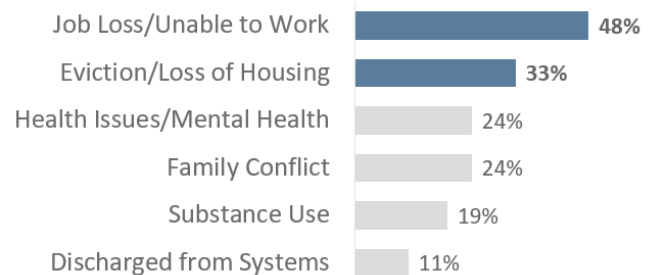
of households were below Federal Poverty Level

\$854

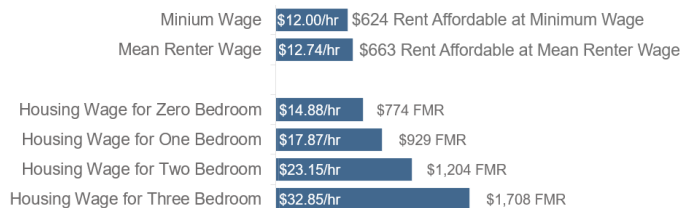
average monthly income for households seeking housing assistance at the HSC

Causes of Homelessness

2019 Point-in-Time Count - North Kitsap



Kitsap Rents Outpacing Wages



* Affordable here is considered as paying no more than 30% of income towards rent per month
FMR - Fair Market Rate

Source: Office of Policy Development and Research (PD&R), U.S. Dept. of HUD (2019)
Source: 2019 Out of Reach Report

Rents Rising Each Year

\$1,400

Average rent per unit in Kitsap County March 2019. Increased **9%** from 2018, and **48%** since 2015.



Source: <https://www.kitsapgov.com/hs/Pages/HH-Reports-and-Data.aspx>

1 Includes Unsheltered (21) and Sheltered (0) individuals | Tent icon made by FlatIcon from www.flaticon.com



Kitsap County Department of Human Services

Housing & Homelessness Division
345 6th St, Suite 400
Bremerton, WA 98337

Kirsten Jewell, Program Manager
360-337-7286
kjewell@co.kitsap.wa.us

7/2019

Homelessness in Kitsap County

South Kitsap



392

South Kitsap households **needed housing assistance** in 2018 (Housing Solutions Center)



204

Homeless children counted by South Kitsap School District in school year '17-'18



93

People without a home counted in a 24-hour period in South Kitsap during the 2019 Point-in-Time Count.

94

literally homeless households

73

were households with children (169 children total)

46

households reported they were homeless without permanent housing for 1 year or longer

78%

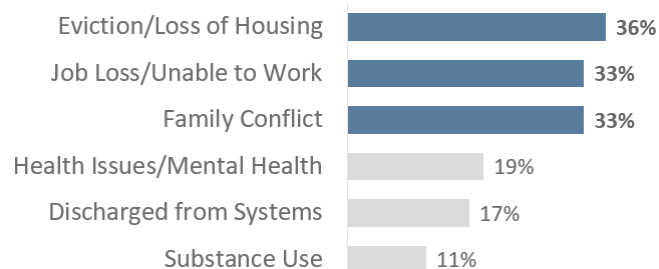
of households were below Federal Poverty Level

\$712

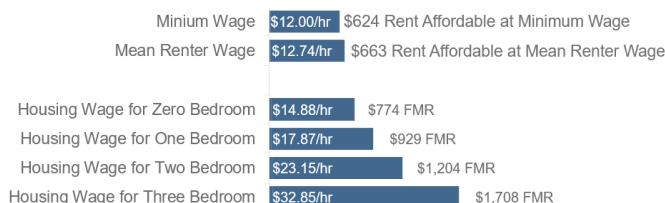
average monthly income for households seeking housing assistance at the HSC

Causes of Homelessness

2019 Point-in-Time Count - South Kitsap



Kitsap Rents Outpacing Wages



* Affordable here is considered as paying no more than 30% of income towards rent per month
FMR - Fair Market Rate

Source: Office of Policy Development and Research (PD&R), U.S. Dept. of HUD (2019)
Source: 2019 Out of Reach Report

Rents Rising Each Year

\$1,400

Average rent per unit in Kitsap County March 2019. Increased **9%** from 2018, and **48%** since 2015.



Source: <https://www.kitsapgov.com/hs/Pages/HH-Reports-and-Data.aspx>

1 Includes Unsheltered (36) and Sheltered individuals (57 individuals counted at Retsil Veterans Center) | Tent icon made by FlatIcon from www.flaticon.com



Kitsap County Department of Human Services

Housing & Homelessness Division
345 6th St, Suite 400
Bremerton, WA 98337

Kirsten Jewell, Program Manager
360-337-7286
kjewell@co.kitsap.wa.us

7/2019

Homelessness in Kitsap County

Bainbridge Island



144

Bainbridge Island households **needed housing assistance** in 2018 (Housing Solutions Center)



21

Homeless children counted by Bainbridge Island School District in school year '17-'18



10

People without a home counted in a 24-hour period in Bainbridge Is. during the 2019 Point-in-Time Count.

39

literally homeless households

35

were households with children (57 children total)

3

households reported they were homeless without permanent housing for 1 year or longer

64%

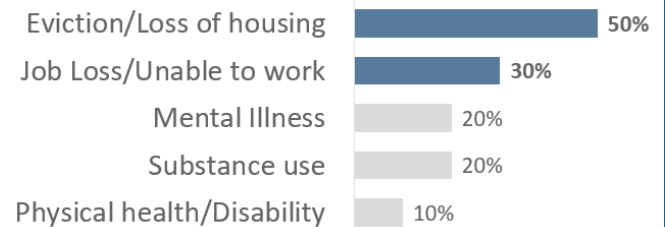
of households were below Federal Poverty Level

\$1,045

average monthly income for households seeking housing assistance at the HSC

Causes of Homelessness

2019 Point-in-Time Count - Bainbridge Island



Kitsap Rents Outpacing Wages

Minimum Wage **\$12.00/hr** \$624 Rent Affordable at Minimum Wage
 Mean Renter Wage **\$12.74/hr** \$663 Rent Affordable at Mean Renter Wage

Housing Wage for Zero Bedroom	\$14.88/hr	\$774 FMR
Housing Wage for One Bedroom	\$17.87/hr	\$929 FMR
Housing Wage for Two Bedroom	\$23.15/hr	\$1,204 FMR
Housing Wage for Three Bedroom	\$32.85/hr	\$1,708 FMR

* Affordable here is considered as paying no more than 30% of income towards rent per month
 FMR - Fair Market Rate

Source: Office of Policy Development and Research (PD&R), U.S. Dept. of HUD (2019)
 Source: 2019 Out of Reach Report

Rents Rising Each Year

\$1,400

Average rent per unit in Kitsap County March 2019. Increased **9%** from 2018, and **48%** since 2015.



Source: <https://www.kitsapgov.com/hs/Pages/HH-Reports-and-Data.aspx>

1 Includes Unsheltered (10) and Sheltered (0) individuals | Tent icon made by FlatIcon from www.flaticon.com



Kitsap County Department of Human Services

Housing & Homelessness Division
 345 6th St, Suite 400
 Bremerton, WA 98337
 Kirsten Jewell, Program Manager
 360-337-7286
 kjewell@co.kitsap.wa.us

7/2019