

# Housing Solutions Center Quick Facts

January 1st, 2021 - December 31st, 2021

## HSC ENROLLMENTS

Non-Duplicated Households Served	1,778
Non-Duplicated Individuals	2,349

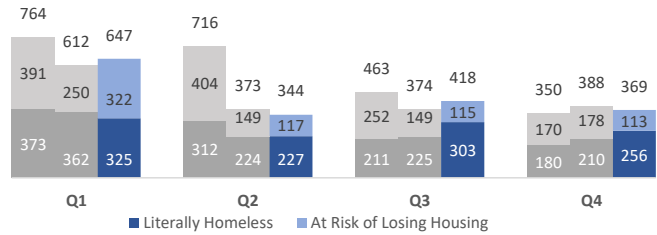
Literally Homeless Percentage 62%

Literally Homeless Number of Households 1111

At Risk of Losing Housing Percentage 38%

At Risk of Losing Housing # of Households 667

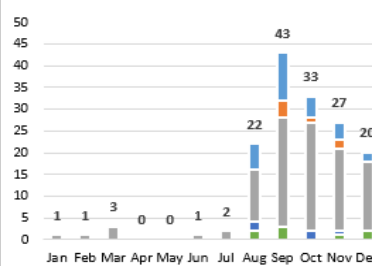
HSC Quarterly Enrollments by Household  
2021 YTD



## SERVED BY SITE (DUPLICATED INDIVIDUALS)

Bremerton	1,259
South Kitsap	117
North Kitsap	168
Coffee Oasis	25
Bainbridge Island	20
Outreach	780
Kitsap Connect	0
<b>Total</b>	<b>2,369</b>

## Households Referred to Community Priority Pool for Shelter

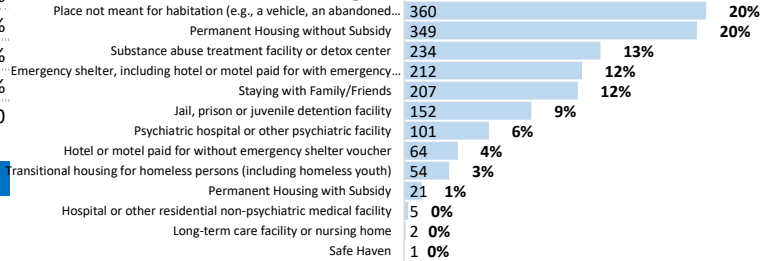


Household Type	# of households	Avg Days on Waitlist
Single Female	28	56
Single Female w/Child	7	18
Single Male	105	45
Single Male w/Child	5	75
Couple	5	75
Family	8	66
Single Transgender Adult	8	66
<b>Total</b>	<b>153</b>	<b>48</b>

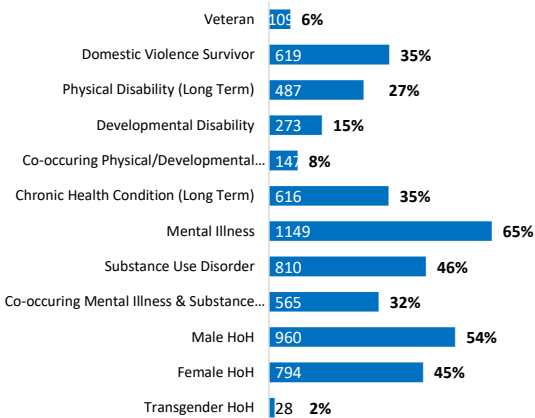
## AGES OF INDIVIDUALS

Children 0-18 years of age	479	20%
Youth 18-24 years of age	196	8%
Adults 25-59 years of age	1,477	63%
Seniors 60 years of age or older	197	8%
Average Age of Head of Household	40	

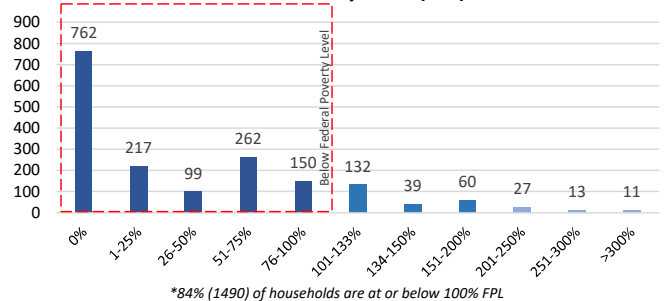
## Prior Living Situation YTD



## SELF-REPORTED CHARACTERISTICS<sup>1</sup>



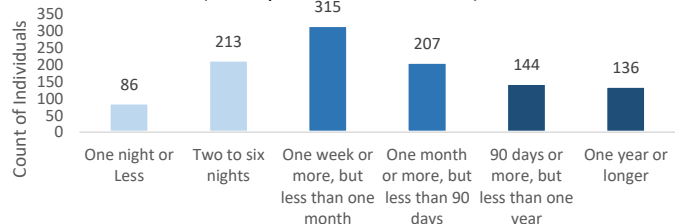
## HSC Household Income Compared to Federal Poverty Level (FPL)



## HOUSEHOLD INCOME

Average Monthly Household Income	\$587
Average Monthly Income per Capita	\$444
Percent of Households Earning \$0/month	43%
Percent of Households Earning < \$750/month	64%

## Length of Stay in Prior Living Situation (Literally Homeless Households)



27% of literally homeless HH were homeless less than 1 week before seeking HSC assistance

<sup>1</sup> = Self-reported characteristics of the head of household  
\* HH = Household  
\* HoH = Head of Household

# Housing Solutions Center Quick Facts

January 1st, 2021 - December 31st, 2021

## HOUSEHOLD COMPOSITION

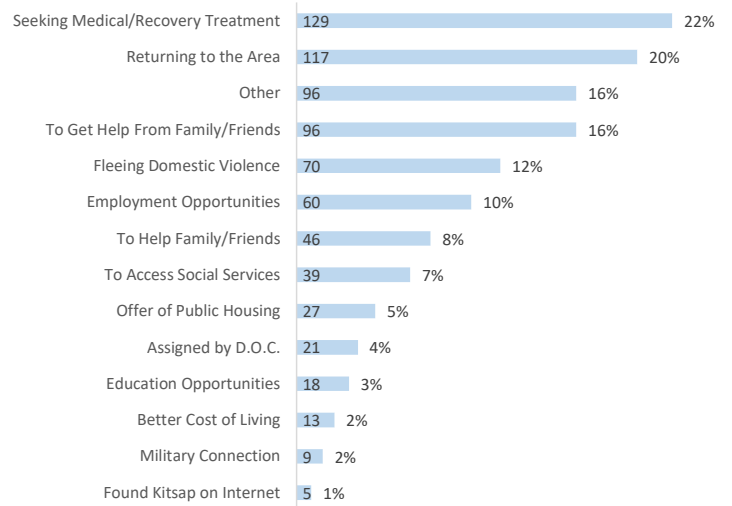
Single Male	913	50.9%
Single Female	534	29.8%
Single Male w/Child(ren)	15	0.8%
Single Female w/Child(ren)	189	10.5%
Couple	52	2.9%
Family	51	2.8%
Single Transgender or Non-Confirming Adult	24	1.3%
Youth	11	0.6%
Client refused	5	0.3%

## VULNERABILITY SCORES

Vulnerability Score Average	50.4
Vulnerability Score Median	45

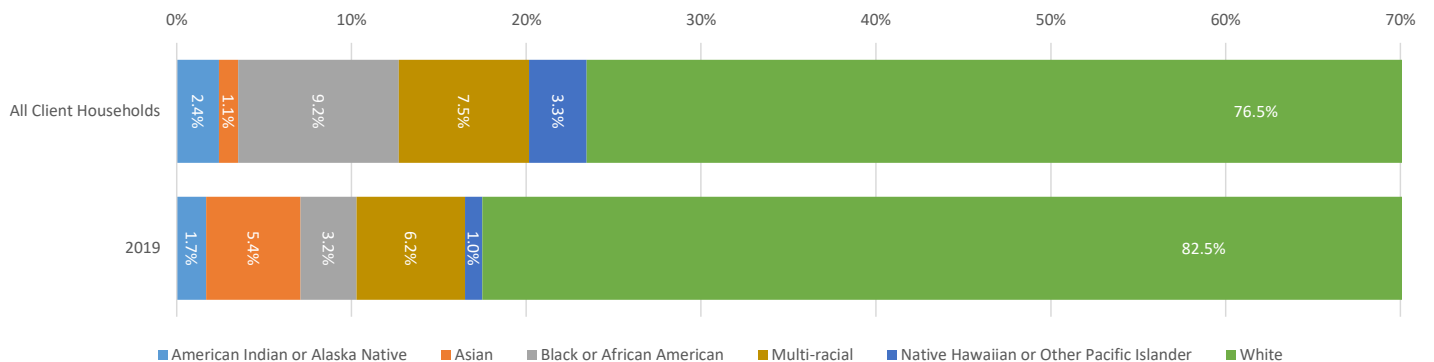


## WHAT BRINGS HOUSEHOLDS ENTERING FROM OUTSIDE KITSAP



## RACE (HEAD OF HOUSEHOLD)

### Racial Disparity Comparison



# HSC LITERALLY HOMELESS QUICK FACTS

January 1st, 2021 - December 31st, 2021

## LITERALLY HOMELESS ENROLLMENTS

<b>Number of HH that are Literally Homeless</b>	<b>1111</b>
Percent of all Non-Duplicated HH	62%
Non-Duplicated Individuals	1330

## LITERALLY HOMELESS ENROLLMENTS w/EARNED INCOME

<b>Number of HH that are Literally Homeless w/Earned Income</b>	<b>93</b>
Percent of all Non-Duplicated HH	5%
Non-Duplicated Individuals	149

## LITERALLY HOMELESS HOUSEHOLDS w/CHILDREN

Households w/Children under 18 years of age	111
Percent of all Literally Homeless Households	10%
Percent of all Non-Duplicated HH	6%
Total Children	185

## LITERALLY HOMELESS HH w/EARNED INCOME & CHILDREN

Households w/Children under 18 years of age	28
Percent of all Literally Homeless Households	3%
Percent of all Non-Duplicated HH	2%
Total Children	47

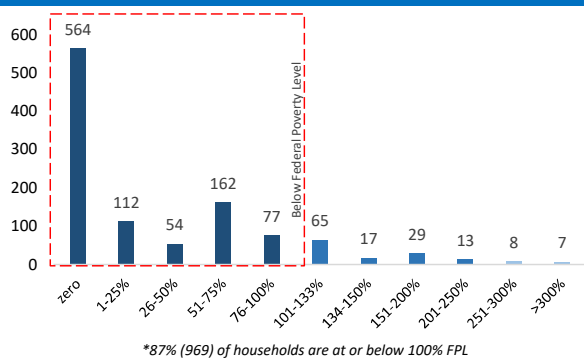
## LITERALLY HOMELESS HOUSEHOLD INCOME

Total Average Income	\$470.75	
Households with \$0 income	51% / 564 HH	
Household Size	Count	Average Income
1	970	\$394.35
2	83	\$1,003.16
3	34	\$1,061.38
4	14	\$1,032.00
5+	7	\$954.29
<b>Total</b>	<b>1108</b>	<b>\$470.75</b>

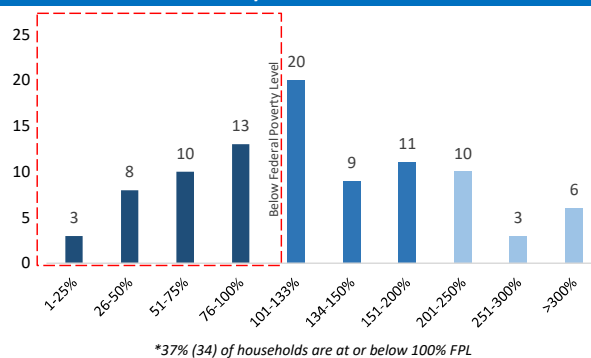
## LITERALLY HOMELESS HOUSEHOLDS w/ EARNED INCOME

Total Average Income	\$1,753.99	
Household Size	Count	Average Income
1	60	\$1,503.77
2	18	\$2,029.25
3	9	\$2,567.56
4	4	\$1,845.00
5+	2	\$2,940.00
<b>Total</b>	<b>93</b>	<b>\$1,753.99</b>

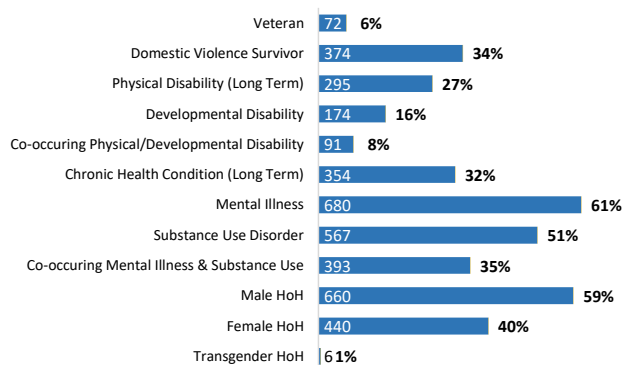
## LITERALLY HOMELESS HH FEDERAL POVERTY LEVEL



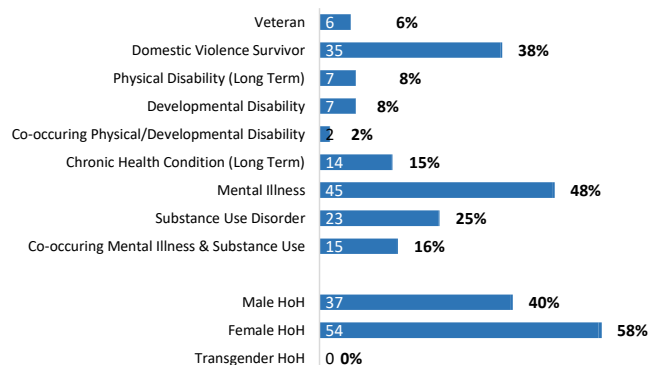
## LITERALLY HOMELESS HH w/EI FEDERAL POVERTY LEVEL



## LITERALLY HOMELESS HH SELF-REPORTED CHARACTERISTICS<sup>2</sup>



## LITERALLY HOMELESS HH w/EI SELF-REPORTED CHARACTERISTICS<sup>2</sup>



<sup>1</sup> = Includes households fleeing domestic violence

<sup>2</sup> = Self-reported characteristics of the head of household

\* HH = Household

\* HoH = Head of Household

# HSC AT-RISK<sup>2</sup> OF HOMELESSNESS & KITSAP RENT QUICK FACTS

January 1st, 2021 - December 31st, 2021

## AT-RISK<sup>2</sup> OF HOMELESSNESS ENROLLMENTS

Number of HH that are Imminently At-Risk	667
Percent of all Non-Duplicated HH	38%
Non-Duplicated Individuals	1009

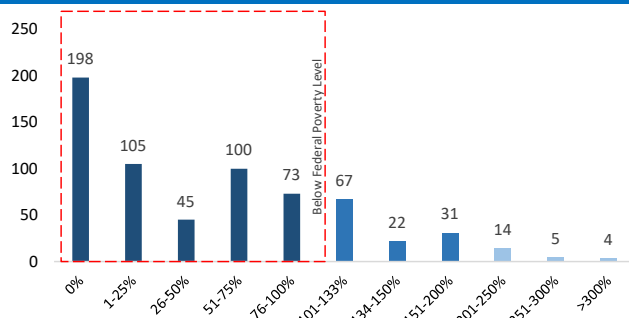
## AT-RISK<sup>2</sup> HOUSEHOLDS w/CHILDREN

Households w/Children under 18 years of age	152
Percent of all Imminently At-Risk of Homeless Households	23%
Percent of all Non-Duplicated HH	9%
Total Children	282

## AT-RISK<sup>2</sup> HOUSEHOLD INCOME

Total Average Income	\$780.37	
Households with \$0 income	30% / 105 HH	
Household Size	Count	Average Income
1	491	\$565.75
2	73	\$1,135.59
3	54	\$1,532.32
4	26	\$1,604.84
5+	20	\$1,677.91
<b>Total</b>	<b>137</b>	<b>\$780.37</b>

## AT-RISK<sup>2</sup> HH FEDERAL POVERTY LEVEL



\*78% (521) of households are at or below 100% FPL

## AT-RISK<sup>2</sup> HH SELF-REPORTED CHARACTERISTICS<sup>1</sup>

Veteran	37	6%
Domestic Violence Survivor	245	37%
Physical Disability (Long Term)	192	29%
Developmental Disability	99	15%
Co-occurring Physical/Developmental Disability	56	8%
Chronic Health Condition (Long Term)	262	39%
Mental Illness	469	70%
Substance Use Disorder	243	36%
Co-occurring Mental Illness & Substance Use	172	26%
Male HoH	300	45%
Female HoH	354	53%
Transgender HoH	22	3%

1 = Self-reported characteristics of the head of household

2 = Households which are at imminent or increased risk of losing housing

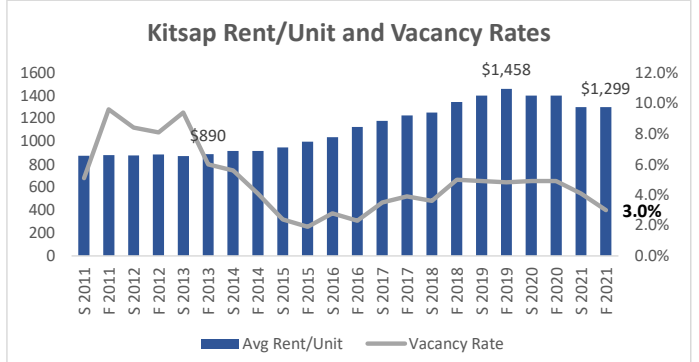
\* HH = Household

\* HoH = Head of Household

## KITSAP RENT AND VACANCY RATES

Source: UW Washington State Apartment Market Report

Fall 2021 Average Rent per Unit	\$1,299
Fall 2021 Vacancy Rate	3.0%



## KITSAP RENT AND VACANCY RATES

Source: Office of Policy Development and Research (PD&R), U.S. Dept. of HUD (2021)

Source: 2021 Out of Reach Report

Rent Affordable at Minimum Wage	\$712
Rent Affordable at Mean Renter Wage	\$736

## Kitsap Rents Outpacing Wages

Minimum Wage	\$13.69/hr	\$712 Rent Affordable at Minimum Wage
Mean Renter Wage	\$14.16/hr	\$736 Rent Affordable at Mean Renter Wage
Housing Wage for Zero Bedroom	\$18.77/hr	\$976 FMR
Housing Wage for One Bedroom	\$21.94/hr	\$1,141 FMR
Housing Wage for Two Bedroom	\$28.44/hr	\$1,479 FMR
Housing Wage for Three Bedroom	\$39.88/hr	\$2,074 FMR

\* Affordable here is considered as paying no more than 30% of income towards rent per month  
FMR - Fair Market Rate

Source: Office of Policy Development and Research (PD&R), U.S. Dept. of HUD (2021)  
Source: 2021 Out of Reach Report

## FAMILIES IN POVERTY

Source: U.S. Census Bureau, 2015-2019 American Community Survey 5-Year Estimates

Percentage of families whose income in the past 12 months that is below the poverty level **Kitsap County**

<b>All Families</b>	<b>5.7%</b>
With related children under 18	10.1%
With related children under 5 years only	14.2%
<b>Married Couple Families</b>	<b>2.2%</b>
With related children under 18	2.9%
With related children under 5 years only	3.6%
<b>Families with only female householder</b>	<b>23.1%</b>
With related children under 18	32.7%
With related children under 5 years only	48.4%

Median Household Income	\$75,411
Mean Household Income	\$93,122

# Housing Solutions Center Quick Facts - Services & Referrals

January 1st, 2021 - December 31st, 2021

## Services Provided YTD

Community Resources - Clothing	3
Community Resources - Cribs for Kids	0
Community Resources - DSHS	52
Community Resources - DV Advocacy	23
Community Resources - Employment	12
Community Resources - Energy Assistance	4
Community Resources - Financial	0
Community Resources - Food/Meals	13
Community Resources - Head Start	1
Community Resources - Legal Services	7
Community Resources - Medical	7
Community Resources - Mental Health	18
Community Resources - Outdoor Supplies	0
Community Resources - PCAP	0
Community Resources - Personal Hygiene	6
Community Resources - Safelink	6
Community Resources - Senior Services	2
Community Resources - Transportation	3
Community Resources - VHOG Meeting	11
Steps to Housing	1
<b>Community Resources Total</b>	<b>169</b>

Direct Services - Bus Tokens/Transportation	15
Direct Services - Housing Counseling	2314
Direct Services - Landlord List	194
Direct Services - Waitlist Referral	156
<b>Direct Services Total</b>	<b>2679</b>

Funding - HARPS	476
Funding - HEN Program	210
Funding - HSC Deposit Assistance	0
Funding - HSC Rental Assistance	0
Funding - KCR Eviction Prevention	0
Funding - KCR LIHEAP Eviction Prevention	2
Funding - KCR Rapid Rehousing	15
Funding - Kinship	0
Funding - Long Term HARPS	76
Funding - NKFL Rent/Deposit Assistance	10
Funding - Veterans Assistance	4
<b>Funding Total</b>	<b>793</b>

Housing Program - Home Build/Ownership Program	0
Housing Program - Home Share	0
Housing Program - KCR Ending Family Homelessness	0
Housing Program - KCR General Housing Referral	23
Housing Program - Kitsap Homes of Compassion	29
Housing Program - Private Landlord Referral	0
Housing Program - Subsidized Housing Provider	67
<b>Housing Program Total</b>	<b>119</b>

Recovery Housing Referral - Agape	5
Recovery Housing Referral - Kitsap Recovery Center	4
Recovery Housing Referral - Oxford House	61
Recovery Housing Referral - West Sound Treatment Center	1
<b>Recovery Housing Referral Total</b>	<b>71</b>

## Services Provided YTD - Shelter Referrals

Shelter Referral - Benedict House	110
Shelter Referral - Coffee Oasis	1
Shelter Referral - Georgia's House	104
Shelter Referral - KCR Emergency Housing	2
Shelter Referral - Kitsap Rescue Mission	150
Shelter Referral - Salvation Army	110
Shelter Referral - St. Vincent de Paul	120
Shelter Referral - YWCA ALIVE	3
Shelter Referral - Other Shelter	8
<b>Shelter Referral Total</b>	<b>608</b>

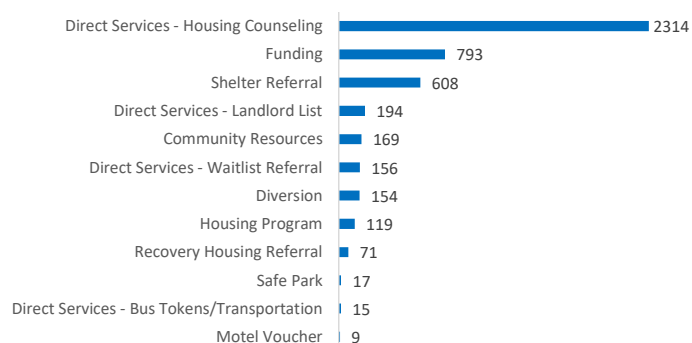
Motel Voucher - HSC	9
Motel Voucher - NKFL	0
Motel Voucher - Salvation Army	0
<b>Motel Vouchers Total</b>	<b>9</b>

Safe Park - KCR Safe Park	4
Safe Park - NKFL Safe Park	13
<b>Safe Park Total</b>	<b>17</b>

## Diversion - YTD

Diversion - Diverted to Stay with Family	0
Diversion - Diverted to Stay with Friends	0
Diversion - Other	154
Diversion - Out of County Referral	0
Diversion - Transportation Assistance to Stable Housing	0
<b>Diversion Total</b>	<b>154</b>

## Services Provided - YTD



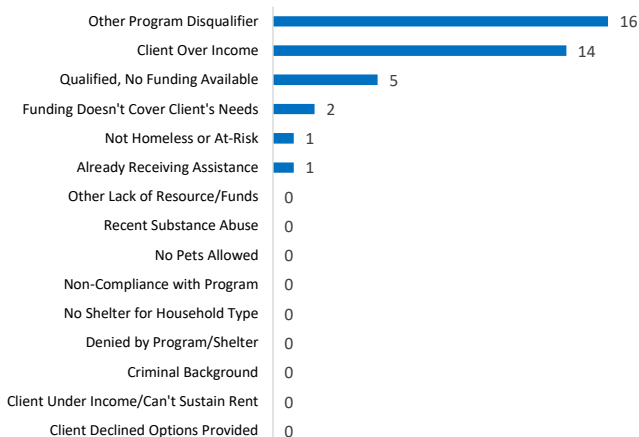
# Housing Solutions Center Quick Facts - Unable to Serve & HARPS

January 1st, 2021 - December 31st, 2021

## Unable to Serve - YTD

Already Receiving Assistance	1
Client Declined Options Provided	0
Client Over Income	14
Client Under Income/Can't Sustain Rent	0
Criminal Background	0
Denied by Program/Shelter	0
Funding Doesn't Cover Client's Needs	2
No Shelter for Household Type	0
Non-Compliance with Program	0
Not Homeless or At-Risk	1
No Pets Allowed	0
Qualified, No Funding Available	5
Recent Substance Abuse	0
Other Lack of Resource/Funds	0
Other Program Disqualifier	16
<b>Unable to Serve Total</b>	<b>39</b>

## Unable to Serve - YTD



## HARPS ASSISTANCE - SINCE INCEPTION

<b>Unique Clients Since Inception</b>	<b>894</b>		
<b>Total HARPS Services Provided Since Inception</b>	<b>1369</b>		
<b>Times Assistance Provided to Clients</b>	<b>1</b>	<b>2</b>	<b>3</b>
Count	629	150	72
Percentage	70%	17%	8%
	Count * Percentage		
Number returning within 3 months (1-90 days)	296	33%	
Number returning in 3-6 months (91-180 days)	60	7%	
Number returning in 6-12 months (181-365 days)	66	7%	
Number returning in 1-2 years (366-730 days)	25	3%	
<b>Total Returns</b>	<b>447</b>	<b>50%</b>	
<b>Median Days to Return</b>	<b>46</b>		

\* includes multiple returns for assistance

## HARPS ASSISTANCE - YTD

<b>Unique Clients YTD</b>	<b>318</b>		
<b>Total HARPS Services Provided YTD</b>	<b>476</b>		
<b>Times Assistance Provided to Clients</b>	<b>1</b>	<b>2</b>	<b>3</b>
Count	179	45	23
Percentage	70%	18%	9%
	Count * Percentage		
Number returning within 3 months (1-90 days)	131	41%	
Number returning in 3-6 months (91-180 days)	12	4%	
Number returning in 6-12 months (181-365 days)	15	5%	
<b>Total Returns</b>	<b>158</b>	<b>50%</b>	
<b>Median Days to Return</b>	<b>33.5</b>		