Homelessness in Kitsap County

Updated: April 2018

Households Experiencing Homelessness

The Housing Solutions Center reports 1,199 literally homeless households during 2017 that were seeking housing assistance, and 1627 households were at risk of losing housing and seeking assistance.
(Housing Solutions Center of Kitsap County)

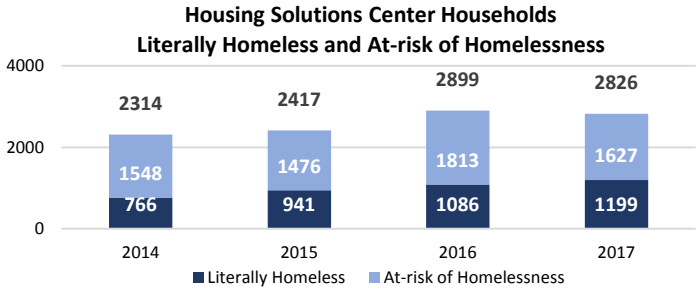

Individuals experiencing homelessness during a 24-hour period decreased 9% between 2017 (516 people) and 2018 (467 people). Since the opening of the Winter Shelter in 2016, the number of sheltered individuals has increased 22% from 264 individuals in Jan 2016 to 321 individuals in Jan 2018. (Kitsap Annual Point in Time Count, *2018 preliminary data*)

Kitsap Point in Time Count of Homeless Persons: All Individuals, by Year

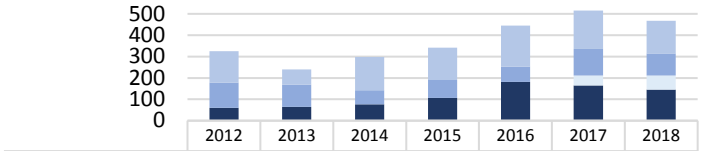

	2012	2013	2014	2015	2016	2017	2018
Transitional Housing	147	72	155	152	192	180	152
Emergency Shelter	118	104	66	84	72	124	103
Winter Shelter						47	66
Unsheltered	60	64	77	106	181	165	146
Sheltered Total	265	176	221	236	264	351	321
Total Count	325	240	298	342	445	516	467

Unsheltered Homeless Individuals Decreasing

Households living without shelter in places not meant for human habitation (outside, abandoned buildings, cars) has decreased 12% between 2017 and 2018 in the annual Point In Time Count (24-hour census of people experiencing homelessness).

Kitsap Point in Time Count of Unsheltered Persons

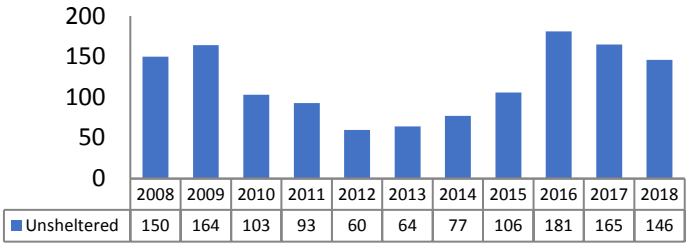

88% Affordable Housing Gap

For every 100 very low-income households who need affordable housing, there are only 12 units available; for low-income households, there are only 32 units available. The total number of very low-income renter households is 6,095 ($22,600/year); there are 5,500 low-income households ($37,800/year).
(2015 Washington Affordable Housing Needs Assessment)

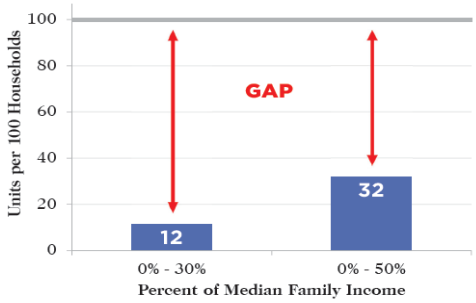

Housing Instability for 13,875 Renter Households

Many households are paying more than 30% (*cost burdened*) or 50% (*severely cost burdened*) of their income on housing, creating housing instability and loss of housing during household crises.
(2015 Washington Affordable Housing Needs Assessment)

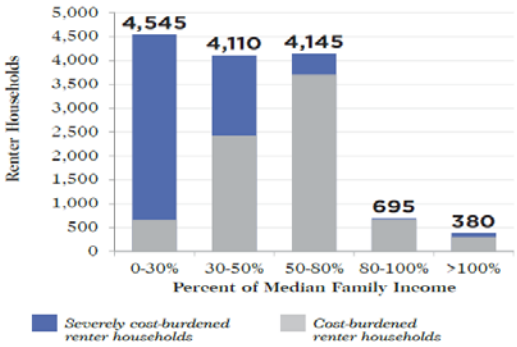

Rental Rates Increasing

The average unit rent increased $408 (44%) since the beginning of 2014, while vacancy rates increased to 6.47% in Q4 2017.
(Apartment Insights Washington)

Kitsap Rent/Unit and Vacancy Rates

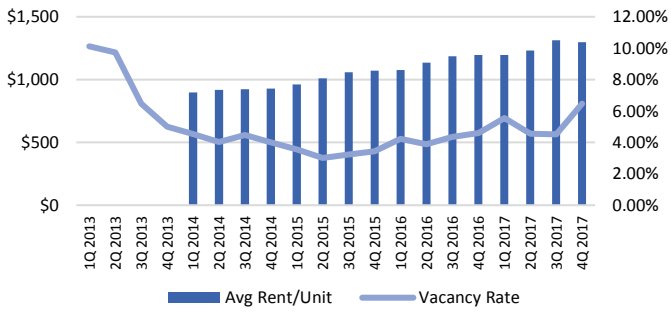

20% of Affordable Housing Units Disappearing

Between 2015 – 2017, 867 units of approximately 4,272 affordable housing units currently available are projected to be lost due to expiring restrictions on rental rates and existing subsidy programs ending.
(2015 Washington Affordable Housing Needs Assessment)

Wages Not Keeping Pace with Housing Costs

The average wage earned by Kitsap renters is $11.94, which is not enough to afford even a zero bedroom home. For minimum wage earners the gap is even wider – at minimum wage ($11.00 in 2017) a household had to work 73 hours a week to afford a two-bedroom unit. To pay no more than 30% of their income on housing for a two-bedroom apartment, the housing wage is $19.98.
(2017 Out of Reach Report)

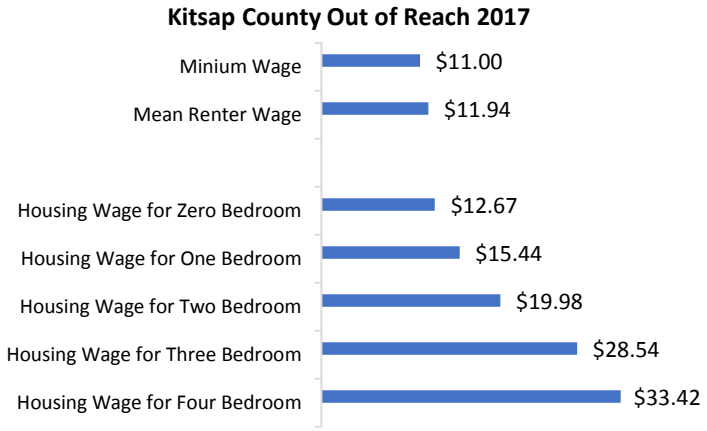

Some Households Moving Out of Homelessness

During 2017, of 3,224 households enrolled seeking assistance, 1,119 (35%) of households were referred to housing programs in the Kitsap Homeless Crisis Response System (comprised of more than 20 different programs). However, another 291 households (9% of those seeking assistance) were unable to be served because resources were not available to meet their needs and 367 (11%) were unable to be assisted immediately and were placed on a waitlist.

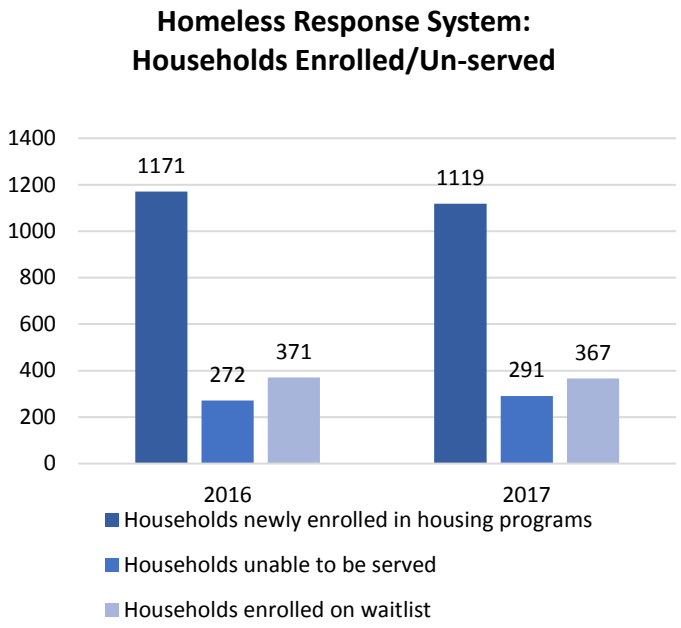

What We Are Doing to Help People Experiencing Homelessness

- Kitsap has a single point of entry for any individuals or households who are experiencing homelessness or housing instability, called the Housing Solutions Center, 360-473-2035.
- Over 50 organizations participate in the Kitsap Continuum of Care Coalition, a network of housing and social service providers assisting people experiencing homelessness and housing instability.
- Kitsap has a variety of subsidized housing options, including:
  - 130 emergency shelter beds (up to 90 days)
  - 102 Transitional Housing units (up to 24 months)
  - 273 Permanent Supportive Housing units (for people who need on-going case management)
  - 2719 Permanent Subsidized Housing units (for low-income households)
  - 1877 Housing Choice and Veterans Assistance Housing Vouchers (providing rental subsidies)
- Each year, Kitsap organizations receive funding for homeless programs, including (2015 amounts):
  - Federal Funding: $673,107
  - Federal Veteran Funding: $1.3M
  - State Funding: $499,688
  - Local Funding: $1.1M
- In 2016 Kitsap organizations provided housing and homeless services for more than 2,700 households; affordable housing subsidies providing an additional 4,500 low-income households with stable housing.

Kitsap County Department of Human Services
Housing & Homelessness Program
345 6th Street, Suite 400
Bremerton, WA 98337

Kirsten Jewell, Coordinator
360-337-7286
kjewell@co.kitsap.wa.us
https://www.kitsapgov.com/hs/Pages/HH-Reports-and-Data.aspx